

ARKANSAS RAZORBACKS

Associate Communications Director Jeri Thorpe | jthorpe@uark.edu | Cell-479-283-3344

'16-'17 SCHEDULE

All: 8-0 | SEC: 0-0 | H: 5-0 | A: 1-0 | N: 2-0 | Ranked: 0-0

NOVEMBER (0-0)		W/L	SCORE
3	OKLA. BAPTIST (EXH)	W	79-32
11	SAM HOUSTON STATE	SECN+ W	71-39
13	LOUISIANA-MONROE	- W	92-46
17	SOUTH DAKOTA	SECN+ W	70-67
21	STETSON	SECN+ W	79-62
25	vs. Memphis!	- W	91-61
26	vs. Navy!	- W	70-67
30	at Tulsa	CST W	57-50

DECEMBER (0-0)		W/L	SCORE
3	TEXAS TECH*	SECN W	66-60
7	BUTLER	SECN+	7:00 PM
11	at Missouri State	-	2:00 PM
18	NORTHWESTERN STATE	SECN+	2:00 PM
21	ORAL ROBERTS	SECN+	1:00 PM
28	HOUSTON BAPTIST	SECN+	7:00 PM

JANUARY (0-0)		W/L	SCORE
1	at Ole Miss*	SECN	4 p.m.
5	MISSISSIPPI STATE*	SECN+	7 P.M.
8	LSU *	SECN+	2 P.M.
12	at Texas A&M*	SECN+	7 p.m.
15	at Alabama*	SECN	4 p.m.
19	VANDERBILT*	SECN+	7 P.M.
23	MISSOURI*	SECN	6 P.M.
29	at LSU*	SECN	1 p.m.

FEBRUARY (0-0)		W/L	SCORE
2	GEORGIA*	SECN+	7 P.M.
5	SOUTH CAROLINA*	ESPN2	1 P.M.
9	at Florida*	SECN+	6 p.m.
12	at Missouri*	SECN	5 p.m.
16	KENTUCKY*	SECN+	7 P.M.
19	at Tennessee*	SECN	2 p.m.
23	at Vanderbilt*	SECN+	7 p.m.
26	AUBURN*	SECN	2 P.M.

MARCH (0-0)		W/L	SCORE
1-5	SEC Tournament	SECN/ESPNU/ESPN2	TBA

! - Nugget Classic (Reno, Nevada)
 ^ - SEC/Big 12 Challenge (Campus Sites)
 * - Southeastern Conference Game
 All home games played in BWA (19,200)
 All times central and subject to change.

SEASON HONORS

Jessica Jackson

- ▶ Preseason All-SEC First Team selection (Coaches)
- ▶ CollegeSportsMadness.com SEC Player of the Week (Dec. 5)

Jailyn Mason

- ▶ SEC Freshman of the Week (Nov. 29)

GAME 9 | ARKANSAS (8-0 | 0-0) VS. BUTLER (2-6 | 0-0)

RAZORBACKS

Head Coach: Jimmy Dykes

@CoachJimmy Dykes

At Arkansas: 38-32 (3)

Career Record: 38-32 (3)

W/L Streak: Win 8



BULLDOGS

Coach: Kurt Godlevske

School Record: 26-43 (3)

Career Record: 26-43 (3)

W/L Streak: Butler L5

SERIES INFO

All Time: Arkansas leads 2-1 \ Fayetteville: 1-0 \ Indianapolis: 1-1 \ Neutral: 0-0

Arkansas lost the most recent meeting with the Bulldogs in Indianapolis, 63-57

SEC Network Plus \ Alex Perlman and Simeon Hinsey \ <http://es.pn/2f2NdNQ>

Razorback Sports Network \ PxP: Phil Elson

LR - KABZ-FM-103.7 \ Fayetteville - KQSM-FM-92.1 \ Ft. Smith - KFPW-AM-1230/FM-94.5 \ Rogers - KURM-AM-790/FM-100.3

<http://statb.us/b/146143>

STORYLINES

JESSICA JACKSON

- ▶ Eight games with double figures
- ▶ Ranks seventh in career points (1,570, tied for seventh in blocks (116) and tied for 16th in career rebounds (615)
- ▶ Season goal is to shoot more FT (25-42) than 3's (14-38)
- ▶ 84 games with double figure scoring
- ▶ 24 games with 20+ points (two as a senior)
- ▶ Named tournament MVP at Nugget Classic after scoring 29 points and grabbing eight rebounds in two games
- ▶ Named *CollegeSportsMadness.com* SEC Player of the Week (12/5/16)
- ▶ Ranks 13th in the NCAA among active players with 1,570 career points, 18th for field goal attempts with 1,350 and is 28th with 540 field goals made



DEFENSE DEFINES US

- ▶ 228 defensive rebounds
- ▶ Holding opponents to .358 from the field, 75th in NCAA
- ▶ Held Stetson to two offensive rebounds; Held Tulsa to season low field goal percentage (29.7) and 3-point field goal percentage (14.3)
- ▶ Arkansas had 11 consecutive defensive stops in the fourth quarter in a come-from-behind win at Tulsa
- ▶ Forced 115 turnovers - 13.0 TOPG ranks 18th in NCAA; grabbed 60 steals

TOUGH SCHEDULE


- ▶ Arkansas faces four nonconference and 14 total opponents who advanced to the postseason last year
- ▶ The Razorbacks defeated the 2016 WNIT Champion South Dakota, who returned all of its starters from a year ago
- ▶ This week in the polls - (AP): Mississippi State (5), South Carolina (6), Kentucky (15), Florida (23), Tennessee (RV 31), Auburn (RV 28), Texas A&M (RV 22), Vanderbilt (RV 1)

NEWCOMERS CONTRIBUTE

- ▶ McDonald's All-American **Aaliyah Wilson** made her collegiate debut against Stetson
- ▶ Even though **Bailey Zimmerman** and **Keiryn Swenson** are sophomores, they are seeing significantly more playing time and better numbers this season
- ▶ **Bailey Zimmerman** ranks 21st in the NCAA with a 5.0 assist/turnover ratio
- ▶ **Jailyn Mason** -- Career bests for points (11), FG (5), FGA (10), Rebounds (6) against Stetson. Mason earned **SEC Freshman of the Week** honors Nov. 29 after helping Arkansas to the Nugget Classic title in Reno

OTHER NOTES

- ▶ Arkansas has the best combined winning percentage in the SEC, the sixth-best in the nation, between its men's and women's basketball programs with a combined 14-1 record (.933 winning percentage).



**LAST GAME'S STARTERS
NUMERICAL**

NO.	NAME	POS	HT	CL	HOMETOWN/HS/PREVIOUS SCHOOL	PPG	RGP	APG	FG%	3FG%	FT%
00	Jessica Jackson	F	6-3	Sr	Jacksonville, Ark./Jacksonville HS	16.4	6.4	1.8	.397	.368	.595
2	Aaliyah Wilson	G/F	5-10	Fr	Muskogee, Okla./Muskogee HS	6.2	4.4	2.0	.314	.400	.750
3	Malica Monk	G	5-5	So	N. Little Rock, Ark./NLR HS	10.6	2.8	3.8	.542	.250	.870
4	Keiryn Swenson	G/F	6-1	So	Wichita, Kan. /Maize HS	8.0	3.9	0.5	.53	.539	.700
10	Kiara Williams	F/C	6-1	Fr	Little Rock, Ark./LR Central HS	3.6	3.0	-	.615	-	.333
12	Briunna Freeman	G	5-9	So	Pelham, Ga./Pelham HS	8.2	2.6	0.2	.696	-	.643
14	Jailyn Mason	PG	5-9	Fr	Mason, Ohio/William Mason HS	8.1	4.5	2.9	.467	.600	.600
20	Sydney Stout	F	6-0	Fr	Bixby, Okla./Bixby HS	1.0	0.3	-	.333	.333	-
21	Devin Cospers	G	5-10	Jr	Coffeyville, Kan. / Field Kindley HS / Coffeyville CCC	2.7	2.0	2.1	.308	-	.750
22	Bailey Zimmerman	G/F	6-0	So	St. Vincent, Ark. /Wonderview HS	5.4	4.8	1.5	.395	.360	.571
42	Yasmeen Ratliff	C	6-5	Fr	Alpharetta, Ga./St. Francis Day	DNP					

ROSTER SUPERLATIVES

BY YEAR

SR	2	Jackson, Cooley
JR	1	Cospers
SO	4	Monk, Swenson, Freeman, Zimmerman
FR	5	Wilson, Williams, Mason, Stout, Ratliff

BY STATE

Arkansas	4	Jackson, Monk, Williams, Zimmerman
Illinois	1	Cooley
Georgia	2	Freeman, Ratliff
Kansas	2	Swenson, Cospers
Ohio	1	Mason
Oklahoma	2	Wilson, Stout

BY POSITION

Guard	4	Monk, Freeman, Mason, Cospers
G/F	3	Wilson, Swenson, Zimmerman
Forward	3	Jackson, Williams, Stout
Center	2	Cooley, Ratliff

PRONUNCIATION GUIDE

Aaliyah	uh-LEE-uh
Malica	mal-l-ka
Keiryn	KEER-rynn
Kiara	key-ARE-uh
Briunna	BRE-uh-nah
Jailyn	JAY-lynn
Alecia	uh-LEE-c-uh
Yasmeen	yas-MEAN
Tari	TAR-e
Deffebaugh	DEFF-uh-baugh

STARTING LINEUPS

OPPONENT	GUARD	GUARD	FORWARD	FORWARD	CENTER
OK BAPT (Exh)	Monk	Mason	Jackson	Zimmerman	Cooley
SHSU	Monk	Mason	Jackson	Zimmerman	Cooley
ULM	Monk	Mason	Jackson	Zimmerman	Cooley
S DAKOTA	Monk	Mason	Jackson	Zimmerman	Cooley
STETSON	Monk	Mason	Jackson	Zimmerman	Cooley
vs. Memphis	Monk	Mason	Jackson	Zimmerman	Cooley
vs. Navy	Monk	Mason	Jackson	Zimmerman	Cooley
at Tulsa	Monk	Mason	Jackson	Zimmerman	Cooley
TEXAS TECH	Monk	Mason	Jackson	Zimmerman	Cooley
BUTLER					
at Mo State					
NSU					
ORU					
HBU					
Ole Miss					
MISS STATE					
LSU					
Texas A&M					
Alabama					
VANDERBILT					
MISSOURI					
LSU					
GEORGIA					
S CAROLINA					
Florida					
Missouri					
KENTUCKY					
Tennessee					
Vanderbilt					
AUBURN					
SEC Tournament					

JESSICA JACKSON

AMONG SEC LEADERS

Jessica Jackson ranks in the top-5 in several categories among the active leaders in the SEC

- ▶ 1. Scoring with 1570 points
- ▶ 1. Field Goals Made with 540
- ▶ 1. 3-Point Field Goals Made with 166
- ▶ 3. Rebounding with 615 boards
- ▶ 3. Blocks with 116

ACTION JACKSON

- ▶ Jessica Jackson was the second fastest player in program history to reach 1,000 career points.
- ▶ She was the 19th player in program history to score at least 1,000 career points and grab at least 500 career rebounds reaching that milestone at LSU in 2016.
- ▶ Jackson became just the seventh player to score at least 1,000 career points, grab at least 500 rebounds and have at least 100 career blocks at Auburn as a junior
- ▶ She is one of four players to score at least 1,500 points, grab 600+ rebounds and have at least 100 blocks at Arkansas

JACKSON'S NUMBERS

- ▶ Scored in double figures in eight games this season and 84 career games
- ▶ Thirteen career double doubles
- ▶ Scored 20+ points 23 times in her career/Twice as a senior
- ▶ She has been Arkansas' leading scorer (or tied for the lead) in seven of eight games this year
- ▶ She has been among Arkansas' leading rebounders in three games this year
- ▶ Jessica Jackson ranks 18th with 609 career rebounds
- ▶ Jessica Jackson ranks eighth with 115 career blocked shots - one block shy of moving up a spot
- ▶ Jessica Jackson is averaging a team-best 16.4 points per game, which also ranks eighth in the SEC.
- ▶ Jessica Jackson has scored in double figures in the first half three times this year, including two games with 10 points in the first quarter (Stetson and Tulsa).
- ▶ Jessica Jackson scored a season-high 22 points in the 57-50 win at Tulsa. It was her second 20-point game of the season and her 22nd career 20-points game.

POINTS/REBOUNDS/BLOCKS

Player	Points	Rebs	Blocks
Shemeka Christon (01-04)	1951	714	162
Delmonica DeHorney (88-91)	1785	641	235
JESSICA JACKSON (14-PRES.)	1570	615	116
Sarah Watkins (10-13)	1386	604	201
Stephanie Bloomer (92-95)	1159	691	126
Amanda Holley (82-84)	1154	683	147
Kim Bunge (80-83)	1047	652	116

POINTS

Name (Career)	Yr	Gp	Pts
1. Bettye Fiscus (81-85)	4	112	2,073
2. Shameka Christon (00-04)	4	123	1,951
3. Del. DeHorney (87-91)	4	115	1,785
4. Kimberly Wilson (93-97)	4	120	1,733
5. Shelly Wallace (85-89)	4	119	1,583
6. Wendi Willits (97-01)	4	131	1,574
7. JESSICA JACKSON (14-PRES.)	3+	99	1,570
8. C'eira Ricketts (09-12)	4	129	1,537
9. Christy Smith (94-98)	4	111	1,459
10. Karyn Karlin (96-00)	4	111	1,441



THE NUMBERS

1,570

CAREER
POINTS

615

CAREER
REBOUNDS

116

CAREER
BLOCKS

99

CAREER
GAMES PLAYED

WHAT WE ARE TALKING ABOUT

- ▶ Arkansas is 24-10 in home games under head coach Jimmy Dykes. That mark includes a 5-0 record this season and a 14-4 record in nonconference home games.
- ▶ Arkansas is one of three remaining undefeated teams in the SEC and one of 19 remaining undefeated teams in NCAA Division I. The other undefeated SEC teams are Mississippi State (8-0) and Alabama (7-0).
- ▶ Arkansas is 2-1 all-time against Butler, winning the lone meeting in Fayetteville 80-66 during the 1992-93 season. The two teams met this past season in Indianapolis, with Butler winning 63-57.
- ▶ Arkansas is looking to avenge its second loss from last season, having already defeated Tulsa 57-50, after falling to the Golden Hurricane 74-67 in 2015-16.
- ▶ Arkansas is 9-2 all-time against Big East opponents, including a 4-0 record in games played in Fayetteville. Butler is tied with DePaul (three games) for the most played Big East opponent.
- ▶ Aaliyah Wilson scored a career-high 11 points against Texas Tech, her second career game in double figures.
- ▶ Malica Monk scored in double figures for the fifth time in eight games, finishing with 11 points against Texas Tech.
- ▶ Jailyn Mason set a career high with nine rebounds vs. TTU, as she finished one point and one rebound shy of her first career double-double.
- ▶ Arkansas has won the rebounding battle in seven of the first eight games this season, improving to 30-7 when outrebounding its opponents under head coach Jimmy Dykes.
- ▶ Arkansas has already shot 45 percent or better four times this season. Arkansas shot 45 percent or better twice all of last season (30 games) and six times all of 2014-15 season (32 games).
- ▶ Arkansas is off to an 8-0 start for the first time under head coach Jimmy Dykes and the first time since the 2013-14 season, when the Razorbacks won each of its first 13 games, completing a 13-0 nonconference in the regular season.

THIRD SEASON FOR JIMMY DYKES

Since Jimmy Dykes took over as head coach (2+ seasons), Arkansas has:

- ▶ Won 38 games
- ▶ Reached the second round of the NCAA Tournament (2014-15)
- ▶ Reached the third round of the SEC Tournament (2014-15)
- ▶ Had an All-SEC First-Team selection (Jessica Jackson, 2015-16)
- ▶ Defeated six ranked teams (three 2015 and 2016)

- ▶ Had eight players named to the SEC Academic Honor Roll and 25 to the Athletics Department Academic Honor Roll
- ▶ For just the third time under head coach Jimmy Dykes, Arkansas won when allowing its opponent to shoot 45 percent or better from the floor, when South Dakota shot 56.8 percent in a 70-67 loss.
- ▶ For just the fifth time under head coach Jimmy Dykes, Arkansas won when trailing at halftime, erasing a 28-27 halftime deficit in a 70-67 win over South Dakota.
- ▶ Arkansas improves to 23-10 in home games, including 15-5 in nonconference home games, under head coach Jimmy Dykes.

IMPROVING EACH YEAR

- ▶ Arkansas is second in the nation (12/5/16) in most improved field goal percentage from last season.

Top 10 Improved FG% Teams

TEAM	PCT Improvement
Providence	9.22%
Arkansas	8.50%
Nevada	8.20%
Mississippi State	8.06%
Iowa State	7.95%
Portland State	7.94%
Washington	7.87%
Hartford	7.61%
Louisiana Tech	7.40%
Colorado	7.35%

THE FOURTH QUARTER

- ▶ Arkansas is shooting 44.3% (51-115) in the fourth quarter through the first eight games
- ▶ Jessica Jackson averages 4.4 ppg and Briunna Freeman 4.0 ppg in the final frame
- ▶ Arkansas is holding opponents to 43.8% (53-121) and just 35.1% (13-37) from distance
- ▶ The Razorbacks are outrebounding opponents 89-59 in the fourth quarter

PLAYER NOTES AND NUMBERS

- ▶ Among Arkansas' leading scorers: Jackson 7x; Swenson 1x; Cooley 1x; Monk 1x
- ▶ Among Arkansas' leading rebounders: Jackson 3x; Cooley 3x; Zimmerman 2x; Mason 1x
- ▶ Six Razorbacks average 20+ minutes per game: Jackson, Monk, Cooley, Mason, Swenson, Zimmerman
- ▶ Jessica Jackson leads the team in points, scoring average, field goal attempts, field goals made, 3-point field goal attempts, 3-point field goals made and offensive rebounds
- ▶ Alecia Cooley leads Arkansas in rebounds, rebounding average, defensive rebounds and blocks
- ▶ Malica Monk leads the team in free throw percentage, assists, teals and minutes played.

SEEING DOUBLE

DOUBLE FIGURE GAMES

Jessica Jackson (84/24)	Times	20+
2013-14	25	8
2014-15	26	5
2015-16	25	8
2016-17	8	2

Devin Cospser (14)	Times
2015-16	14
2016-17	TBA

Jordan Danberry (11)	Times
2015-16	10
2016-17	1

Alecia Cooley (11)	Times
2015-16	7
2016-17	4

Malica Monk (8)	Times
2015-16	3
2016-17	5

Keiryn Swenson (3)	Times
2016-17	3

Jailyn Mason (2)	Times
2016-17	2

Briunna Freeman (3)	Times
2016-17	3

Aaliyah Wilson (2)	Times
2016-17	2

Bailey Zimmerman (1)	Times
2016-17	1

DOUBLE-DOUBLES

Jessica Jackson

Pts	Reb	Opponent	Date
16	10	Florida	1-29-16
15	12	at Butler	12-13-15
13	10	Southeastern La.	11-13-15
20	13	SHSU	11-15-15
19	11	at Missouri	3-1-15
17	13	LSU	2-22-15
14	11	at Alabama	2-1-15
18	10	No. 5/8 Texas A&M	1-4-15
19	12	Savannah State	11-16-14
18	11	Tennessee Tech	12-20-13
23	10	at Florida	1-9-14
31	10	Ole Miss	1-19-14
19	12	Auburn	2-2-14
21	11	Ole Miss (SEC)	4-5-14

Alecia Cooley

Pts	Reb	Opponent	Date
11	10	Florida	1-28-16
12	10	No. 24 Missouri	1-17-16
12	10	Missouri State	12-2-15
10	11	Memphis	12-25-16

TEAM NOTES AND NUMBERS

- ▶ Arkansas has made 25+ field goals in five games; the Razorbacks are 5-0 in those games
- ▶ Arkansas has made 5+ 3-pointers in seven games and the team is 7-0 in those games
- ▶ The Razorbacks have made 15+ free throws in three games and are 3-0 in those contests
- ▶ Arkansas has scored 70+ points six times; we are 6-0 in those games
- ▶ Arkansas has outscored its opponents six times in the first half, been tied once and been outscored once in the first 20 minutes

DYK

- ▶ Arkansas ranks sixth in the SEC and 44th in the nation in field-goal percentage (45.1 percent).
- ▶ Arkansas ranks second in the SEC and 26th in the nation in 3-point field-goal percentage (38.1 percent).
- ▶ Arkansas ranks third in the SEC and 15th in the nation in rebound margin, outrebounding opponents by 12.1 rebounds per game.
- ▶ Arkansas ranks second in the SEC and 18th in the nation in turnovers, committing just 13.0 turnovers per game.

ARKANSAS' BENCH

- ▶ The Razorback bench has outscored the opponent's bench 204-121 this year
- ▶ Briunna Freeman leads the team off the bench with 8.2 ppg followed by 8.0 ppg from Keiryn Swenson
- ▶ Arkansas' bench has hit 18 3-pointers compared to just three by opponents

WIN/LOSS STREAK

- Arkansas is unbeaten at 8-0. The Razorbacks are:
- ▶ One of 19 unbeaten teams in the country
 - ▶ One of three unbeaten teams in the SEC (Alabama, Mississippi State)
 - ▶ The eight-game streak is tied for the third longest current streak behind UConn (W82) and West Virginia (W9)

STORYLINES

#BeArkansas

#BeArkansas - We keep the players who fit our program's needs home as well as show other great players what it means to represent the Razorbacks

- ▶ Five in-state players
- ▶ Five newcomers had offers from several other schools but chose Arkansas because of the coaching staff, the current players and the university
- ▶ Fayetteville No. 1 In Best Value. More: <http://bit.ly/2emfca0>.
- ▶ Be Relentless...Be Hard To Guard...Be the team no one wants to play

Expectations

Dykes has high expectations for this season. He has nine returners and five newcomers who will impact the team from day one.

- ▶ Return 77.9% of our scoring including our top three scores (Jackson, Cosper, Danberry)
- ▶ Return 70.3% of our rebounding including three of the top four (lost Melissa Wolff)
- ▶ Nine returning players and five newcomers including ESPN No. 30 Aaliyah Wilson

Awards \ Honors \ Goals

Jessica Jackson returns for her senior season as just the fourth player in program history to earn All-SEC First Team honors. Her goal is to elevate her game and get drafted by the WNBA at the end of the year.

Jackson was named **CollegeSportsMadness.com SEC Player of the Week** Dec. 5.

Newcomer **Aaliyah Wilson** is just the second McDonald's All-American to sign with Arkansas out of high school. Expectations are high for this freshman.

Jailyn Mason earned **SEC Freshman of the Week** honors Nov. 29, after helping the Razorbacks to the Nugget Classic title in Reno. It is her first collegiate honor and the first for Arkansas this season.

Building a Strong Foundation

Jimmy Dykes is building a strong foundation. The goal is to win but he won't sacrifice the process. Academics, work ethic and attitude will impact playing time as much as a player's shooting percentage.

- ▶ Getting players who fit our style on and off the court
- ▶ Getting things done in the classroom - six consecutive semesters above a 3.0 GPA

HOME SWEET HOME

- ▶ Arkansas is 251-96 in 24 seasons in Bud Walton
- ▶ Jimmy Dykes is 25-10 in BWA (8-6/11-4/5-0)

MONK POSTS CAREER NUMBERS

- ▶ Started every game as a sophomore at point guard
- ▶ Tied her season-best with 12 points in come-from-behind win over defending WNIT Champion South Dakota
- ▶ Posted a career-best with 18 points against Stetson
- ▶ Has had five games in double figure scoring
- ▶ Ranks tied for ninth in the SEC in assists (3.8)
- ▶ Ranks tied for third the SEC in free throw per-

ON THIS DATE

Dec. 7 (4-6)

1981	Arkansas	61	Oral Roberts	75	Tulsa
1988	Arkansas	63	#9 MS	75	Oxford
1991	Arkansas	61	Houston	78	
1996	Arkansas	73	Boise State	44	Kona, Hawaii
1997	Arkansas	67	SMSU	79	
2000	Arkansas	80	Dayton	77	
2001	Arkansas	63	No. Iowa	67	
2002	Arkansas	63	Rice	50	
2004	Arkansas	59	Memphis	53	
2009	Arkansas	55	Northwestern	67	

Dec. 11 (3-0)

1976	Arkansas	76	John Brown	57	
1982	Arkansas	86	Oklahoma City	57	
1984	Arkansas	85	Ozarks	58	

centage (.870) and is 20-for-23 on the year

- ▶ Ranks tied for ninth in the SEC in steals (2.3)
- ▶ Ranks seventh in the SEC in assists/turnover ratio (2.1)

MASON JUMPS IN

- ▶ Started all games this year
- ▶ Career-best 10 points in come-from-behind win over South Dakota
- ▶ Bettered that with a career-best 11 points in the win over Stetson
- ▶ Career bests for points (11), FG (5), FGA (10), Rebounds (6) against Stetson

2016-17 NEWCOMERS

FRESHMAN VIDEOS

Get to know our newcomers in their own words. Watch Now!

MASON - bit.ly/MasonShoe

RATLIFF - bit.ly/YasRatliff

STOUT - bit.ly/GTKStout

WILLIAMS - BIT.LY/KIARAWILLIAMS

WILSON - bit.ly/AWilsonHorses

- ▶ Yasmeen Ratliff is the daughter of long-time NBA player Theo Ratliff
- ▶ Ratliff says defense is her strength
- ▶ Kiara Williams grew up in a busy household with two step-brothers, a little sister and little brother, a cousin and two aunts
- ▶ Williams is a big fan of the Marvel superhero movies
- ▶ Jailyn Mason has an Air Jordan shoe collection
- ▶ Check out the photos of Mason's collection here > bit.ly/MasonShoe
- ▶ Aaliyah Wilson has three siblings and a lot of cousins - her grandmother had 16 children
- ▶ Wilson loves to ride horses and has owned a couple of horses

WE ARE FAMILY

Several Razorback players hail from large families. Check out some of the family sizes here.

Briunna Freeman	9
Brittany, James, Leonard, Duntrez, Rhaheem, Javell, Shambrika, Kendra, Brandon	
Jessica Jackson	7
Chris, Adrian, Asia, Jennifer, Kailyn, Cedric, Khylan	
Alecia Cooley	7
Mia, Cojuan, Janava, Cheri, Laurie, Amber, Jasmine	
Yasmeen Ratliff	5
Stacia, Alexis, Sasha, Adonis, Darius	
Kiara Williams	4*
Jasmine Davis, Rodney Davis, Deunte Davis, Deundre Davis	
Bailey Zimmerman	3
John Paul, Jordan, Brooke	
Malica Monk	2
Mark, Mason	
Keiryn Swenson	2
Kameron, Konner	
Tatiana Smith	2
Christopher, the late Kevin Smith	
Aalyah Wilson	2**
Devante, Alexis	
Devin Cospers	1
Sierra	
Sydney Stout	1
Savanna	
Jailyn Mason	14***
Roman, Amari, Elijah, Isaiah	

*Williams also grew up with 2 aunts and a cousin in the household

**Grandmother had 16 kids so she had a lot of cousins around

***Has 14 siblings and is closest with the ones who are listed

SPEAKING OF FAMILY

Bailey Zimmerman is a cousin of Arkansas men's basketball assistant coach Matt Zimmerman.

SCORING AND REBOUNDING RETURN

- ▶ Arkansas returned 77.9 percent of its scoring from last year
- ▶ The Razorbacks return their top three scorers from a year ago (Jackson, Cospers, Danberry)
- ▶ The Razorbacks return 70.3 percent of its rebounding including three of the top four from last year
- ▶ In 2016-17 Arkansas averaged 77.7 ppg and 38.3 rpg
- ▶ Jackson and Cooley are currently the top scorers and are among the top rebounders

DEEP BENCH-WITH EXPERIENCE

Last season, Arkansas had just three returners who had played minutes for head coach Jimmy Dykes. This year, the Razorbacks return nine players who saw action in games last season. The returners have 290 combined games of experience, 2,367 career points and 1,065 career rebounds prior to the 2016-17 season.

- ▶ Arkansas welcomed eight newcomers in 2015-16 and was the youngest team in the SEC and fifth-youngest in the country in terms of current players with minutes under the current head coach.
- ▶ This year, the Razorbacks return nine of 12 players from a year ago and have two seniors on the roster making them much more experienced than a year ago.

20+ POINT GAMES

- ▶ As a junior, Jessica Jackson had eight 20+ point games.
- ▶ Jackson has had two 20+ point games this year and has 23 for her career
- ▶ Devin Cospers has had one 20+ point game in her career (as a freshman)
- ▶ Jackson's 20+ point games over the last two seasons include:
 - ▶ **2015-16:** 20 vs. Sam Houston State; 24 at South Dakota State; 29 vs. Tulsa; 22 versus Louisiana; 22 vs. Mississippi Valley State; 20 at No. 5 Mississippi State; 25 vs. No. 13 Tennessee; 20 vs. Alabama.
 - ▶ **2016-17:** 20 vs. Sam Houston State; 22 at Tulsa

DOUBLE DIGIT SCORING IN THE FIRST HALF

IN 2016-17

- ▶ Malica Monk was the first player to score in double figures in the first half of a game with 10 points against Sam Houston State.
- ▶ Jessica Jackson scored in double figures in the first half against Stetson with 11, against Navy with 14 points and at Tulsa with 10 points.
- ▶ Jessica Jackson had 10 points in the first quarter against Stetson. It is the second time in her career she had double figure points in the 1Q
- ▶ Jessica Jackson added a third time with 10 points in 1Q at Tulsa
- ▶ Alecia Cooley had 10 points in the first half against Memphis.

TOUGH SCHEDULE IN 2016-17

The SEC is always a tough place to play and this year is no exception

- Arkansas faces seven ranked (as of 11/28/16) opponents for eight games in SEC play
- This includes No. 3 South Carolina, No. 6 Mississippi State, No. 17 Kentucky, No. 19 Florida, No. 22 Tennessee, No. 23 Auburn and No. 25 Texas A&M
- The Razorbacks have a stretch in which five of six opponents are ranked or getting votes
- Three of those contests are on the road
- The SEC sent nine teams to the NCAA Tournament and one other to the WNIT last season

It's not just the SEC either. The Razorbacks have put together a non-conference schedule that will allow the team to find itself while getting tough for league play:

- Arkansas hosted WNIT Champ South Dakota
- The Razorbacks travel to Missouri State who took part in last year's NCAA Tournament
- Northwestern State picked sixth/T5th; Houston Baptist picked 8th/8th; Sam Houston State picked 9th/9th in Southland preseason coach's/sports information director's polls

PREVIOUS GAME NOTES

- ▶ The win over Stetson denied the Hatters a 5-0 start for the first time in program history.
- ▶ The win over South Dakota snapped an eight-game winning streak. That was the second-longest winning streak in the nation at that time.
- ▶ Jessica Jackson scored 10 of her 19 points in the first quarter versus Stetson, her second career game with 10 first-quarter points, giving her double-figure scoring games in each of the first four contests this season.
- ▶ Jessica Jackson has scored in double figures in the first seven games and had her third game of the year (Stetson, Navy) with 10 or more points in the first quarter at Tulsa.
- ▶ Malica Monk scored a career-high 18 points, including 10 points in the second half. She was 6-of-10 from the floor and a perfect 6-of-6 from the free-throw line against Stetson.
- ▶ Arkansas held Tulsa to season lows in field-goal percentage (29.7 percent), 3-point field-goal percentage (14.3 percent) and scoring (50 points).
- ▶ Arkansas defeated Tulsa 57-50, when trailing 39-34 after three quarters. Since the NCAA switched to four quarters for the 2015-16 season, the only other time that Arkansas won when trailing after three quarters was Feb. 18, 2016, at home against Alabama, when Arkansas trailed 51-48 and came back to win 69-67.
- ▶ Arkansas defeated Texas Tech 66-60, to improve to 2-1 all-time in the SEC/Big 12 Challenge, and also help the SEC to a 6-4 win over the Big 12 in the SEC/Big 12 Challenge this season.

A MAJOR ACCOMPLISHMENT

Alecia Cooley	Communication
Devin Cospoer	Communication
Briunna Freeman	Psychology
Jessica Jackson	Rec. & Sport Management
Jailyn Mason	Journalism: News/Editorial
Malica Monk	Rec. & Sport Management
Yasmeen Ratliff	Apparel Merch./Product Dev.
Tatiana Smith	Criminal Justice
Sydney Stout	Management
Keiryn Swenson	Accounting
Kiara Williams	Agricultural Business
Aaliyah Wilson	Pre-Physical Therapy
Bailey Zimmerman	Apparel Merch./Product Dev.

AP TOP 25 (12.5.16)

RK	TEAM	RECORD	PTS
1	Connecticut (18)	7-0	809
2	Notre Dame (15)	8-0	807
3	Baylor	9-1	750
4	Maryland	8-0	732
5	Mississippi State	8-0	668
6	South Carolina	6-1	660
7	Florida State	8-1	613
8	Louisville	7-2	574
9	UCLA	6-1	564
10	Stanford	8-1	525
11	Washington	8-1	487
12	Ohio State	6-3	403
13	West Virginia	9-0	401
14	Miami	7-1	398
15	Kentucky	6-2	338
16	DePaul	5-2	252
17	Texas	2-4	249
18	Colorado	8-0	231
19	Oklahoma	5-2	187
20	Syracuse	6-3	161
21	Duke	9-1	158
22	South Florida	5-0	109
23	Florida	6-2	105
24	Oregon State	5-1	70
25	Virginia Tech	7-0	66

Others receiving votes: Oregon 65, Kansas State 48, Arizona State 48, Michigan 48, Tennessee 31, California 30, Auburn 28, Green Bay 22, Texas A&M 22, Northwestern 17, Marquette 15, Gonzaga 8, Oklahoma State 8, Michigan State 6, Boise State 6, USC 5, Vanderbilt 1

USA TODAY COACHES POLL (12.6.16)

RK	TEAM	RECORD	PTS
1	Notre Dame (18)	8-0	784
2	Connecticut (14)	7-0	781
3	Baylor	9-1	716
4	Maryland	8-0	715
5	Mississippi State	8-0	653
6	South Carolina	6-1	642
7	Florida State	8-1	602
8	Louisville	7-2	555
9	UCLA	6-1	554
10	Stanford	8-1	520
11	Washington	8-1	471
12	Ohio State	6-3	402
13	Miami	7-1	400
14	West Virginia	9-0	355
15	DePaul	6-2	323
16	Oregon State	5-1	255
17	Texas	2-4	239
18	Kentucky	6-2	230
19	Syracuse	6-3	196
20	Oklahoma	5-2	141
21	Duke	9-1	122
22	South Florida	6-0	120
23	Arizona State	5-2	105
24	California	7-0	74
25	Florida	6-2	60

Others receiving votes: Michigan State 59, Virginia Tech 53, Colorado 51, Texas A&M 47, Green Bay 39, Oklahoma State 33, Michigan 27, South Dakota State 22, Oregon 20, Tennessee 15, Kansas State 6, Northwestern 6, Marquette 5, Gonzaga 1, Georgia Tech 1

STATS & STANDINGS

TEAM	SEC			OVERALL		
	W	L	PCT.	W	L	PCT.
Alabama	0	0	.000	7	0	1.000
ARKANSAS	0	0	.000	8	0	1.000
Mississippi State	0	0	.000	8	0	1.000
Vanderbilt	0	0	.000	8	1	.889
South Carolina	0	0	.000	6	1	.857
Auburn	0	0	.000	6	2	.750
Florida	0	0	.000	6	2	.750
Kentucky	0	0	.000	6	2	.750
LSU	0	0	.000	6	2	.750
Ole Miss	0	0	.000	6	2	.750
Texas A&M	0	0	.000	5	2	.714
Georgia	0	0	.000	6	3	.667
Missouri	0	0	.000	6	3	.667
Tennessee	0	0	.000	4	3	.571

SEC & NCAA STATS (12/5/16)

CATEGORY (All Games)	SEC*	NCAA
Scoring Defense	5 (56.5)	50
Scoring Margin	5 (+18.0)	33
3-Point FG Pct.	2 (.381)	26
3-Point FG Defense	4 (.261)	41
Rebounding Offense	4 (43.2)	
Rebounding Defense	3 (31.1)	
Rebounding Margin	3 (+12.1)	15
Assists/Turnover Ratio	T2 (1.2)	42
Defensive Rebounding Pct.	3 (.738)	
Offensive Rebounding Pct.	4 (.413)	
3-Point FG Made	3 (6.0)	155
Turnovers Per Game	2 (13.0)	18
Win/Lost Pct.	1 (1.000)	1 (19 teams)

INDIVIDUAL

CATEGORY (All Games)	SEC*	NCAA
FG Attempts Jessica Jackson	4 (116)	109
Points Jessica Jackson	4 (131)	85
FT Pct Malica Monk	3 (.870)	55
Steals Malica Monk	4 (18)	84

*Top five only

SEC SCHEDULE

December

7 (Wednesday)

Butler at Arkansas (SECN+)	7:00 p.m. CT
SIUE at Missouri (SECN+)	7:00 p.m. CT

8 (Thursday)

Florida at Florida State	6:00 p.m. ET
Texas A&M at TCU (FS1)	7:30 p.m. CT
Vanderbilt at ETSU	6:00 p.m. CT

9 (Friday)

Middle Tennessee State at Kentucky (SECN+)	7:00 p.m. CT
Wichita State at Missouri (SECN+)	7:00 p.m. CT

10 (Friday)

Louisiana-Monroe at Ole Miss (SECN+)	1:00 p.m. CT
Mississippi State at Southern Miss	4:00 p.m. CT
TAMU-CC at Texas A&M (SECN+)	TBA

ABOUT OUR OPPONENT

BUTLER BULLDOGS

- ▶ 2-6 on the year and have lost five in a row
- ▶ Three players average double figures on the year led by Kristen Spolyar with 14.3 ppg
- ▶ Tori Schickel a close second with 14.0 ppg
- ▶ Schickel leads the team with 10.8 rpg
- ▶ Michelle Weaver checks in with 11.7 ppg
- ▶ Butler is being outscored by a 9.7 ppg margin
- ▶ The Bulldogs are averaging 21.0 turnovers per game
- ▶ Last year at Butler ... Arkansas' Jessica Jackson had 12 points and 12 rebounds and former Razorback Melissa Wolff had 10 and 10 in the loss

SERIES NOTES

- ▶ All Time: Arkansas leads 2-1
- ▶ Fayetteville: 1-0
- ▶ Indianapolis: 1-1
- ▶ Neutral: 0-0
- ▶ Arkansas lost the most recent meeting with the Bulldogs in Indianapolis, 63-57

LAST MEETING

Official Basketball Box Score - Game Totals - Final Statistics
ARKANSAS vs Butler
12/13/16 2:00 PM at Indianapolis, Ind. - Hinkko Fieldhouse

ARKANSAS 57 • 3-7

#	Player	Total		3-Ptr		Rebounds		PF	TP	A	TO	Blk	Stl	Min
		FG	FGA	FG	FGA	Off	Def							
03	MONK, Malica	0-0	0-0	0-0	0-0	0	0	0	0	0	2	0	0	3
21	COSPER, Devin	3-17	0-9	0-0	2-1	3	4	6	2	1	0	2	37	
24	DANBERRY, Jordan	1-6	0-1	1-2	1	2	3	2	3	4	2	1	21	
33	WOLFF, Melissa	4-10	0-0	2-2	7	3	10	5	10	1	1	0	28	
35	COOLEY, Alecia	2-5	0-0	0-0	1	1	2	1	4	0	0	0	1	22
00	JACKSON, Jessica	5-17	2-7	3-4	4	8	12	1	15	0	3	3	31	
04	SWENSON, Keiryn	0-1	0-0	2-2	0	0	0	1	2	0	0	0	5	
12	FREEMAN, Briunna	3-9	0-0	3-4	4	4	8	3	9	0	1	0	29	
22	ZIMMERMAN, Bailey	2-9	2-7	2-2	3	1	4	0	8	1	1	0	21	
32	WEST, Khadijah	0-0	0-0	0-0	0	0	0	0	0	0	0	0	3	
Team						1-3-4								
Totals		20-74	4-24	13-16	23	23	46	17	57	8	11	4	8	200

FG % 1st Half: 11-35 31.4%	2nd half: 9-39 23.1%	Game: 20-74 27.0%	Deadball
3FG % 1st Half: 1-6 16.7%	2nd half: 3-18 16.7%	Game: 4-24 16.7%	Rebounds
FT % 1st Half: 6-8 75.0%	2nd half: 7-8 87.5%	Game: 13-16 81.3%	4

Butler 63 • 5-5

#	Player	Total		3-Ptr		Rebounds		PF	TP	A	TO	Blk	Stl	Min
		FG	FGA	FG	FGA	Off	Def							
02	LANGLOIS, Blaire	3-7	1-2	4-5	0	6	6	0	11	3	3	0	35	
03	WARD, Brittany	4-13	0-1	1-2	0	7	7	3	9	2	3	0	1	35
11	WEAVER, Michelle	7-10	1-1	4-4	0	0	0	4	19	2	8	0	1	31
12	BUCK, Sydney	5-9	3-5	2-2	0	1	1	2	15	0	1	0	0	31
25	OBERT, Belle	2-7	1-4	0-0	2	4	6	5	5	1	2	1	2	25
10	ORR, Nicole	2-3	0-0	0-0	0	2	2	1	4	1	0	0	0	13
22	BAILEY, Alexa	0-1	0-0	0-0	1	4	5	1	0	3	1	0	1	30
Team						3-5-8								
Totals		23-50	6-13	11-13	6	29	35	16	63	12	18	1	5	200

FG % 1st Half: 13-28 46.4%	2nd half: 10-22 45.5%	Game: 23-50 46.0%	Deadball
3FG % 1st Half: 4-9 44.4%	2nd half: 2-4 50.0%	Game: 6-13 46.2%	Rebounds
FT % 1st Half: 5-6 83.3%	2nd half: 6-7 85.7%	Game: 11-13 84.6%	0.1

Officials: Bryan Brunette, Kristi Vera, Jeff Smith
Technical fouls: ARKANSAS-None; Butler-None.
Attendance: 634
Arkansas #33 fouled out with 44 seconds left in the 4th quarter.
Butler #22 fouled out with 33 seconds left in the 4th quarter.

Score by periods	1st	2nd	3rd	4th	Total	Points	In	Off	2nd	Fast	Bench
ARKANSAS	20	9	10	18	57	AR	24	19	19	4	34
Butler	20	15	17	11	63	BU	28	9	4	2	4

Last FG - AR 4th-00:38, BU 4th-02:50.
Largest lead - AR by 6 1st-03:42, BU by 13 3rd-04:26.
AR led for 12:02, BU led for 23:27. Game was tied for 04:31.
Score tied - 5 times.
Lead changed - 7 times.

	ARK	BU
Scoring	596	457
PPG	74.5	57.1
Margin	+18.0	-9.7
Field Goals	220	165
Attempted	488	431
Pct	.451	.383
3-Point FG	48	33
Attempted	126	137
3PTPG	6.0	4.1
Pct.	.381	.241
Free Throws	108	94
Attempted	158	142
FTPG	13.5	11.8
Pct.	.684	.662
Rebounds	346	275
RPG	43.2	34.4
Margin	+12.1	+0.1
Assists	122	82
APG	15.3	10.3
Turnovers	104	168
TPG	13.0	21.0
TO Margin	+1.4	-2.9
Steals	60	82
SPG	7.5	10.3
Blocks	27	24
BPG	3.4	3.0

ARKANSAS RECORD WHEN ...

.....'16-'17	Dykes
Scoring First.....	4-0.....NA
Leading at Halftime.....	6-0.....30-8
Tied at Halftime.....	1-0.....3-0
Trailing at Halftime	1-0.....5-24
Shoots 45% or better.....	4-0.....12-0
Shoots less than 45%.....	4-0.....26-32
Shoots less than 45%	4-0.....26-32
Opponent shoots less than 45%	7-0.....35-21
Opponents shoots 45% or better	1-0.....3-11
Outrebounds opponent.....	7-0.....30-7
Ties opponent rebounds.....	0-0.....2-3
Outrebounded by opponent	1-0.....5-22
Fewer Turnovers.....	4-0.....20-16
Same number of turnovers.....	0-0.....4-4
More TOs than opponent	4-0.....14-12
Overall.....	8-0.....38-32
Home	5-0.....24-10
Road.....	1-0.....8-17
Neutral	2-0.....6-5
Nonconference	8-0.....26-13
Nonconference home	5-0.....14-4
Nonconference away	1-0.....5-4
Nonconference neutral.....	2-0.....6-5
In November	7-0.....15-4
In December	1-0.....8-6
In January.....	x.....6-11
In February.....	x.....7-7
In March.....	x.....2-4
On Monday	1-0.....5-1
On Tuesday	x.....x
On Wednesday.....	1-0.....3-2
On Thursday	1-0.....9-10
On Friday	2-0.....6-3
On Saturday.....	2-0.....3-1
On Sunday	1-0.....12-15

2016-17 Margin of Victory/Defeat

	1	2	3	4	5	6	7	8	9	10	11-15	16-19	20+
Wins	-	-	2	-	-	1	1	-	-	-	-	1	3
Losses	-	-	-	-	-	-	-	-	-	-	-	-	0

Most First Period Points

2016-17	25	SHSU (11-11-16)
All-Time	27	SELA (11-13-15)
Opponent	25	SDSU (11-18-15)

Most Third Period Points

2016-17	34	ULM (11-13-16)
All-Time	34	ULM (11-13-16)
Opponent	29	at #2 S. Carolina (1-3-16)

Fewest First Period Points

2016-17	20	Stetson (11-21-16)
All-Time	3	#5/6 Texas (12-20-15)
Opponent	6	SHSU (11-11-16)

Fewest Third Period Points

2016-17	8	at Tulsa (11-30-16)
All-Time	7	at #2 SC (1-3-16)
Opponent	4	LSU (1-21-16)

Most Second Period Points

2016-17	25	Stetson (11-21-16)
All-Time	25	Stetson (11-21-16)
Opponent	35	at #2 S. Carolina (1-3-16)

Most Fourth Period Points

2016-17	23*	at Tulsa (11-30-16)
All-Time	32	Tulsa (11-23-15)
Opponent	27	Georgia (2-25-16)

Fewest Second Period Points

2016-17	5	at Tulsa (11-30-16)
All-Time	5	at Tulsa (11-30-16)
Opponent	5	#5/6 Texas (12-20-15)

Fewest Fourth Period Points

2016-17	13	Texas Tech (12-3-16)
All-Time	5	#7 Ore. St. (11-28-15)
Opponent	10	#24 Missouri (1-17-16)*

Most First Half Points

2016-17	46	Memphis (11-25-16)
All-Time	65	Tenn State (11-27-88)
Opponent	63	Texas (1-9-89)

Largest Margin of Victory

2016-17	46	ULM (11-13-16)
All-Time	79	(108-29) B Wesleyan (2-18-77)
Opponent	54	(28-82) La Tech (11-30-78)

Fewest First Half Points

2016-17	26	at Tulsa (11-30-16)
All-Time	11	at Missouri (3-15-15)*
Opponent	8	Montana State (1-5-03)

*Most Recent

Jump Balls Won

Arkansas	5
Opponent	3

1H Double Figures

Jackson	3
Monk	1
Cooley	1

20+ Points

Jackson	2
---------	---

Scored First Points

Jackson	4
Zimmerman	2
Mason	2

1Q Double Figures

Jackson	3
---------	---

10+ Rebounds

Cooley	1
--------	---

First Off The Bench

Danberry	3
Wilson	3
Freeman	2
Swenson	2
Cosper	2

Rebounding Leader

Jackson	4
Cooley	4
Swenson	1
Zimmerman	1

5+ Assists

Mason	2
Monk	2

Points Leader

Jackson	7
Cooley	1
Swenson	1
Monk	1

Jackson

Cooley	4
Monk	4
Freeman	3
Mason	2
Swenson	3
Danberry	1

Double-Doubles

Cooley	1
--------	---

3-Point Leader

Jackson	5
Swenson	2
Zimmerman	2
Mason	1
Wilson	1

10+ Points

Jackson	7
Cooley	4
Monk	4
Freeman	3
Mason	2
Swenson	3
Wilson	1
Zimmerman	1

Charges Drawn

Monk	2
Jackson	1
Swenson	1
Wilson	1

Forced 10-Second

Violations	1
------------	---

Forced Opponent

Shot Clock Violations	9
-----------------------	---



@RazorbackWBB STATISTICS
 ARKANSAS Combined Team Statistics (as of Dec 03, 2016)
All games

RECORD:	OVERALL	HOME	AWAY	NEUTRAL
ALL GAMES	8-0	5-0	1-0	2-0
CONFERENCE	0-0	0-0	0-0	0-0
NON-CONFERENCE	8-0	5-0	1-0	2-0

#	Player	gp-gs	min	avg	Total		3-Point		F-Throw		Rebounds				pf	dq	a	to	blk	stl	pts	avg
					fg-fga	fg%	3fg-fga	3fg%	ft-fa	ft%	off	def	tot	avg								
00	JACKSON, Jessica	8-8	233	29.1	46-116	.397	14-38	.368	25-42	.595	21	30	51	6.4	15	0	14	15	5	3	131	16.4
03	MONK, Malica	8-8	235	29.4	32-59	.542	1-4	.250	20-23	.870	7	15	22	2.8	17	1	30	14	1	18	85	10.6
35	COOLEY, Alecia	8-8	198	24.8	23-51	.451	0-0	.000	22-30	.733	17	37	54	6.8	10	0	9	18	11	4	68	8.5
12	FREEMAN, Briunna	5-0	72	14.4	16-23	.696	0-0	.000	9-14	.643	7	6	13	2.6	8	0	1	6	1	8	41	8.2
14	MASON, Jailyln	8-8	225	28.1	28-60	.467	6-10	.600	3-5	.600	7	29	36	4.5	18	0	23	10	0	4	65	8.1
04	SWENSON, Keiryln	8-0	168	21.0	24-45	.533	9-17	.529	7-10	.700	11	20	31	3.9	9	0	4	4	4	4	64	8.0
02	WILSON, Aaliyah	5-0	86	17.2	11-35	.314	6-15	.400	3-4	.750	7	15	22	4.4	7	0	10	11	2	4	31	6.2
22	ZIMMERMAN, Bailey	8-8	178	22.3	15-38	.395	9-25	.360	4-7	.571	9	29	38	4.8	12	0	12	9	1	6	43	5.4
24	DANBERRY, Jordan	6-0	72	12.0	8-19	.421	2-3	.667	10-13	.769	10	13	23	3.8	10	0	4	12	0	2	28	4.7
10	WILLIAMS, Kiara	5-0	35	7.0	8-13	.615	0-0	.000	2-6	.333	5	10	15	3.0	6	0	0	1	0	1	18	3.6
21	COSPER, Devin	7-0	85	12.1	8-26	.308	0-11	.000	3-4	.750	1	13	14	2.0	5	0	15	2	1	6	19	2.7
20	STOUT, Sydney	3-0	13	4.3	1-3	.333	1-3	.333	0-0	.000	0	1	1	0.3	3	0	0	0	1	0	3	1.0
Team											16	10	26				2					
Total.....		8	1600		220-488	.451	48-126	.381	108-158	.684	118	228	346	43.2	120	1	122	104	27	60	596	74.5
Opponents.....		8	1600		172-480	.358	37-142	.261	71-100	.710	81	168	249	31.1	141	2	81	115	26	52	452	56.5

TEAM STATISTICS	AR	OPP	Date	Opponent	Score	Att.
SCORING	596	452	11/11/16	SAM HOUSTON STATE	w 71-39	4330
Points per game	74.5	56.5	11/13/16	LA-MONROE	w 92-46	3156
Scoring margin	+18.0	-	11/17/16	SOUTH DAKOTA	w 70-67	1054
FIELD GOALS-ATT	220-488	172-480	11/21/16	STETSON	w 79-62	1179
Field goal pct	.451	.358	! 11/25/16	vs Memphis	w 91-61	1662
3 POINT FG-ATT	48-126	37-142	! 11/26/16	vs NAVY	w 70-67	838
3-point FG pct	.381	.261	11/30/16	at Tulsa	w 57-50	514
3-pt FG made per game	6.0	4.6	^ 12/03/16	TEXAS TECH	w 66-60	1370
FREE THROWS-ATT	108-158	71-100				
Free throw pct	.684	.710				
F-Throws made per game	13.5	8.9				
REBOUNDS	346	249				
Rebounds per game	43.2	31.1				
Rebounding margin	+12.1	-				
ASSISTS	122	81				
Assists per game	15.3	10.1				
TURNOVERS	104	115				
Turnovers per game	13.0	14.4				
Turnover margin	+1.4	-				
Assist/turnover ratio	1.2	0.7				
STEALS	60	52				
Steals per game	7.5	6.5				
BLOCKS	27	26				
Blocks per game	3.4	3.3				
ATTENDANCE	11089	3014				
Home games-Avg/Game	5-2218	1-514				
Neutral site-Avg/Game	-	2-1250				

! = Nugget Classic (Reno, Nev.)
 # = SEC/Big 12 Challenge (Fayetteville, Ark.)
 * = Conference game

Score by Periods	1st	2nd	3rd	4th	Totals
ARKANSAS	170	130	143	153	596
Opponents	100	98	113	141	452



@RazorbackWBB STATISTICS
 ARKANSAS Combined Team Statistics (as of Mar 04, 2016)
Conference games



RECORD:	OVERALL	HOME	AWAY	NEUTRAL
ALL GAMES	7-9	6-2	1-7	0-0
CONFERENCE	7-9	6-2	1-7	0-0
NON-CONFERENCE	0-0	0-0	0-0	0-0

#	Player	gp-gs	min	avg	Total		3-Point		F-Throw		Rebounds			pf	dq	a	to	blk	stl	pts	avg			
					fg-fga	fg%	3fg-fga	3fg%	ft-fa	ft%	off	def	tot									avg		
00	JACKSON, Jessica	16-16	522	32.6	88-214	.411	24-78	.308	56-76	.737	20	65	85	5.3	52	3	15	40	15	12	256	16.0		
21	COSPER, Devin	16-15	446	27.9	55-166	.331	15-54	.278	22-36	.611	4	45	49	3.1	27	0	24	44	0	20	147	9.2		
24	DANBERRY, Jordan	16-4	308	19.3	42-116	.362	1-12	.083	27-45	.600	14	28	42	2.6	38	1	43	40	1	14	112	7.0		
15	BROOKS, Kelsey	15-10	377	25.1	29-81	.358	17-47	.362	26-36	.722	7	27	34	2.3	29	0	32	27	1	14	101	6.7		
33	WOLFF, Melissa	16-16	507	31.7	37-101	.366	0-2	.000	21-32	.656	41	72	113	7.1	42	0	20	35	7	15	95	5.9		
35	COOLEY, Alecia	16-16	391	24.4	32-78	.410	0-0	.000	29-37	.784	29	46	75	4.7	30	1	9	17	5	7	93	5.8		
03	MONK, Malica	13-2	217	16.7	24-67	.358	1-5	.200	1-2	.500	2	11	13	1.0	32	1	18	26	1	8	50	3.8		
04	SWENSON, Keiryn	15-0	187	12.5	14-46	.304	2-12	.167	3-6	.500	20	13	33	2.2	8	0	3	6	2	0	33	2.2		
32	WEST, Khadijah	15-0	148	9.9	10-27	.370	0-0	.000	1-5	.200	13	21	34	2.3	29	1	3	11	5	8	21	1.4		
12	FREEMAN, Briunna	16-1	120	7.5	7-24	.292	0-0	.000	0-2	.000	11	8	19	1.2	22	0	4	15	1	5	14	0.9		
25	SMITH, Tatiyana	2-0	4	2.0	0-0	.000	0-0	.000	0-0	.000	0	0	0	0.0	0	0	0	0	0	0	0	0.0		
22	ZIMMERMAN, Bailey	6-0	23	3.8	0-5	.000	0-3	.000	0-2	.000	2	1	3	0.5	1	0	0	3	0	1	0	0.0		
Team											31	40	71	5										
Total.....		16	3250		338-925	.365	60-213	.282	186-279	.667	194	377	571	35.7	310	7	171	269	38	104	922	57.6		
Opponents.....		16	3251		385-952	.404	84-275	.305	199-275	.724	208	420	628	39.2	283	9	233	263	68	135	1053	65.8		

TEAM STATISTICS	AR	OPP	Date	Opponent	Score	Att.
SCORING	922	1053	* 01/03/16	at #2/2 South Carolina	L	32-85
Points per game	57.6	65.8	* 01/07/16	#13/10 TEXAS A&M	w	67-61
Scoring margin	-8.2	-	* 01/10/16	at #5/6 Mississippi State	L	55-80
FIELD GOALS-ATT	338-925	385-952	* 01/14/16	#13/15 TENNESSEE	w	64-59
Field goal pct	.365	.404	* 01/17/16	#24 MISSOURI	w	64-52
3 POINT FG-ATT	60-213	84-275	* 01/21/16	at LSU	w	48-44
3-point FG pct	.282	.305	* 01/24/16	at Auburn	Lot	60-71
3-pt FG made per game	3.8	5.3	* 01/28/16	FLORIDA	Lot	66-71
FREE THROWS-ATT	186-279	199-275	* 01/31/16	NO. 13 MISS STATE	L	55-65
Free throw pct	.667	.724	* 02/04/16	at No. 23 Tennessee	L	57-75
F-Throws made per game	11.6	12.4	* 02/08/16	VANDERBILT	w	57-56
REBOUNDS	571	628	* 02/14/16	at Missouri	L	48-69
Rebounds per game	35.7	39.2	* 02/18/16	ALABAMA	w	69-67
Rebounding margin	-3.6	-	* 02/21/16	at #16/16 KENTUCKY	L	63-77
ASSISTS	171	233	* 02/25/16	at Georgia	L	57-72
Assists per game	10.7	14.6	* 02/28/16	OLE MISS	w	60-49
TURNOVERS	269	263				
Turnovers per game	16.8	16.4				
Turnover margin	-0.4	-				
Assist/turnover ratio	0.6	0.9				
STEALS	104	135				
Steals per game	6.5	8.4				
BLOCKS	38	68				
Blocks per game	2.4	4.3				
ATTENDANCE	20816	48910				
Home games-Avg/Game	8-2602	8-6114				
Neutral site-Avg/Game	-	0-0				

! = San Juan Shootout (San Juan, Puerto Rico)
 \$ = Big 12/SEC Challenge
 * = Conference game

Score by Periods	1st	2nd	3rd	4th	OT	Totals
ARKANSAS	206	200	252	253	11	922
Opponents	247	243	246	290	27	1053



JIMMY DYKES

HEAD COACH

The most successful basketball programs all have a few key elements in common.

PASSION

They are passionate about the game. The coaches are passionate about their team, the players are passionate about the opportunity to represent their university and the fans are passionate about supporting the program.

EXCITEMENT

All successful programs are filled with excitement. They are exciting to watch and to be a part of.

COMMITMENT

It takes a lot of people to make a program successful and they all have to be committed to the effort. It starts with the coaches and staff and extends to the players but the best programs in the country take it further. Everyone who impacts the program, from professors, athletic trainers, academic coordinators, administrators and fans, all have to be willing to work toward the same goal of excellence in all areas.

PERFORMANCE

Finally, successful teams have to perform at a high level every day. Whether in the classroom, in the community or on the court, doing things the right way is vital to the program's success.

The University of Arkansas made a move March 30, 2014, when they welcomed Jimmy Dykes as the eighth head coach of the Razorback women's basketball team.

QUICK HITS

- Jimmy Dykes is the eighth head coach in Razorback Women's Basketball History
- Three-year University of Arkansas basketball letterman
- Jimmy Dykes attended high school at Estes Park (Colo.) and Fayetteville HS
- Jimmy Dykes earned his bachelor's degree in speech education at Arkansas in 1985
- Graduated with honors from the University of Arkansas with a 3.54 GPA
- Served under legendary coach Eddie Sutton as an assistant at Arkansas, Kentucky and Oklahoma State

THE 411 CHRONOLOGY

Head Coach	Years	Record
University of Arkansas	2014-15	18-14, 6-10, NCAA 2nd Round
	2015-16	12-18, 7-9
	2016-17	8-0
TOTAL	2+ seasons	38-32, 13-19 SEC

Assistant Coach	Years	Worked With
University of Arkansas	1984-1985	Eddie Sutton
Sacramento State	1985-86	Bill Brown
Appalachian State University	1986-87	Tom Apke
University of Kentucky	1987-89	Eddie Sutton
University of Arkansas-Little Rock	1989-90	Mike Newell
Oklahoma State University	1990-91	Eddie Sutton

NATIONAL BASKETBALL ASSOCIATION

1991-1993 | College Scout | Seattle Supersonics

HIGH SCHOOL

1994-1998; 2003-2004 | Athletic Director | Shiloh Christian

ESPN/ABC SPORTS | 1995-2014

- Game and studio college men's and women's basketball analyst
- Game analyst for NCAA Women's Basketball Tournament
- Coverage of the WNBA playoffs
- College football sideline reporter

PERSONAL

- Born: May 3, 1961
- Bachelor's Degree: Arkansas, 1985 in Speech Education
- Family: Wife: Tiffany (Beasley); married in 2002, daughter Kennedy
- Tiffany - an Arkansas graduate, 2003
- Hometown: Tulsa, Oklahoma
- High school at Estes Park HS (Colo.), Fayetteville HS
- Multi-sport athlete

BY THE NUMBERS

- 38** Career Wins
- 20** SEC Career Wins
- 13** 2015-16 recruiting class rank
- 5** Newcomers for 2016-17
- 1** NCAA Tourney appearance
- 1** NCAA Tournament wins

DYKES VS. CONFERENCES

- Total: 37-32
- SEC: 14-22 (includes SEC Tournament)
- American: 3-0
- Atlantic Sun: 1-0
- Atlantic-10: 1-0
- Big East: 0-1
- Big 10: 2-2
- Big 12: 12-2
- Conference USA: 1-0
- Mid-Eastern Athletic: 1-0
- MVC: 1-1
- Pac-12: 0-1
- Patriot League: 1-0
- Southland: 6-0/1-0
- SWAC: 2-0
- Summit League: 2-2
- Sun Belt: 1-1



00

16-17 HIGHS

Points	22 vs. Tulsa, 11-30-16
FGM	9 vs. Tulsa, 11-30-16
FGA	17 vs. Tulsa, 11-30-16
3PM	3 vs. ULM, 11-13-16*
3PA	7 vs. South Dakota, 11-17-16
FTM	7 vs. Texas Tech, 12-3-16
FTA	11 vs. South Dakota, 11-17-16
OREB	3 vs. Tulsa, 11-30-16*
DREB	6 vs. Tulsa, 11-30-16
REB	9 vs. Tulsa, 11-30-16
AST	4 vs. SHSU, 11-11-16
BLK	1 vs. Texas Tech, 12-3-16*
STL	2 vs. ULM, 11-13-16
MIN	35 vs. Stetson, 11-21-16

CAREER HIGHS

Points	31, vs. Ole Miss, 1-19-14*
FGM	11, vs. Ole Miss, 1-19-14*
FGA	25, #13/15 Ky, 2-26-15
3PM	5, #13/15 Ky, 2-26-15*
3PA	11, #13/15 Ky, 2-26-15
FTM	9, at Missouri, 1-5-14
FTA	10, Tulsa, 12-14-14*
OREB	5, SHSU, 11-15-15*
DREB	10, vs. Auburn, 2-2-14
	10, vs. Florida, 1-28-16 OT
REB	13, SHSU, 11-15-15
AST	4, at Mo St, 12-10-14*
	4, vs. Florida, 1-28-16 OT
BLK	5, Tulsa, 12-14-14*
STL	3, vs. Alabama, 1-18-16*
MIN	39, at LSU, 1-21-16*

*Most Recent

MISCELLANEOUS

	2016-17	Career
10+ Pts	8	84
15+ Pts	4	62
20+ Pts	2	23
30+ Pts	-	1
10+ Rebs	-	13
15+ Rebs	-	-
2BL-2BL	-	13
5+ Ast	-	--
Led AR in Pts	7	47
Led AR in Reb	2	28
GP/GS	8/8	99/94

HONORS

- Preseason All-SEC First-Team, '16
- MVP Nugget Classic
- CollegeSportsMadness.com SEC Player of the Week (Dec. 5, 2016)
- All-SEC Second-Team, '14, '15
- All-SEC First-Team, '16
- All-SEC Freshman Team, 2014
- AP All-SEC Hon. Mention, 2014
- AP All-SEC Second-Team, 2015
- SEC First-Year Academic HR, 2014
- CSM.com POW, Jan. 18, 2016

NOTES

- Just fourth player in program history named to **First-Team All-SEC** in 2016
- Named to coaches **preseason All-SEC First-Team** in 2016-17
- Seven games in double figure scoring as a senior
- Scored in double figures in the first quarter against Stetson and Tulsa
- Nugget Classic MVP in Reno
- Season-best 22 points and nine rebounds against Tulsa
- CollegeSportsMadness.com SEC Player of the Week (Dec. 5)
- Ranked as No. 15 WNBA draft prospect by CollegeSportsMadness.com



JESSICA JACKSON

F | SR | 6-3 | JACKSONVILLE, ARK.

16-17 GAME BY GAME

Opponent	Date	gs	min	Total		3-Pointers		Free throws		Rebounds				pf	a	t/o	blk	stl	pts	avg	
				fg-fga	pct	3fg-fga	pct	ft-fa	pct	off	def	tot	avg								
SAM HOUSTON STATE	11/11/16	*	27	6-14	.429	3-4	.750	5-7	.714	3	5	8	8.0	3	4	0	1	0	20	20.0	
LA-MONROE	11/13/16	*	23	5-14	.357	3-5	.600	0-0	.000	2	4	6	7.0	2	0	2	0	2	13	16.5	
SOUTH DAKOTA	11/17/16	*	30	5-15	.333	2-7	.286	2-11	.182	3	4	7	7.0	0	2	4	0	1	14	15.7	
STETSON	11/21/16	*	35	7-16	.438	2-5	.400	3-4	.750	3	4	7	7.0	3	2	0	1	0	19	16.5	
vs Memphis	11/25/16	*	23	5-9	.556	0-2	.000	2-2	1.000	3	3	6	6.8	2	1	2	1	0	12	15.6	
vs NAVY	11/26/16	*	28	6-15	.400	1-4	.250	4-6	.667	2	0	2	6.0	2	2	4	0	0	17	15.8	
at Tulsa	11/30/16	*	36	9-17	.529	2-6	.333	2-2	1.000	3	6	9	6.4	2	0	2	1	0	22	16.7	
TEXAS TECH	12/03/16	*	31	3-16	.188	1-5	.200	7-10	.700	2	4	6	6.4	1	3	1	1	0	14	16.4	
Totals			8	233	46-116	.397	14-38	.368	25-42	.595	21	30	51	6.4	15	14	15	5	3	131	16.4

Games played: 8
 Minutes/game: 29.1
 Points/game: 16.4
 FG Pct: 39.7
 3FG Pct: 36.8
 FT Pct: 59.5

Rebounds/game: 6.4
 Assists/game: 1.8
 Turnovers/game: 1.9
 Assist/turnover ratio: 0.9
 Steals/game: 0.4
 Blocks/game: 0.6

JACKSON'S CAREER STATISTICS

Season	gp-gs	min/avg	Total		3-Point		F-Throws		Rebounds				Scoring							
			fg-fga	pct	fg-fga	pct	ft-fa	pct	off	def	tot	avg	pf	fo	ast	to	blk	stl	pts	avg
2013-14	30-30	903/30.1	163-385	.423	48-125	.384	111-138	.804	45	136	181	6.0	70	0	40	51	45	24	485	16.2
2014-15	32-29	1032/32.2	161-431	.374	56-163	.344	99-126	.786	61	139	200	6.3	86	2	30	96	33	27	477	14.9
2015-16	29-27	920/31.7	170-418	.407	48-150	.320	89-121	.736	51	132	183	6.3	76	3	30	70	33	15	477	16.4
2016-17	8-8	233/29.1	46-116	.397	14-38	.368	25-42	.595	21	30	51	6.4	15	0	14	15	5	3	131	16.4
TOTAL	99-94	3088/31.2	540-1350	.400	166-476	.349	324-427	.759	178	437	615	6.2	247	5	114	232	116	69	1570	15.9

2

NOTES

- Second-ever McDonald's All-American to join team out of HS
- Missed start of season with illness
- First career game with double figure scoring with 10 points against Memphis
- Career-best 11 points in 18 minutes versus Texas Tech in SEC/Big 12 Challenge



AALIYAH WILSON
F | FR | 5-10 | MUSKOGEE, OKLA.

16-17 HIGHS

Points	11 vs. Texas Tech, 12-3-16
FGM	4 vs. Texas Tech, 12-3-16*
FGA	12 vs. Texas Tech, 12-3-16
3PM	2 vs. Texas Tech, 12-3-16*
3PA	4 vs. Tulsa, 11-30-16*
FTM	2 vs. Navy, 11-26-16
FTA	2 vs. Texas Tech, 12-3-16*
OREB	2 vs. Texas Tech, 12-3-16*
DREB	5 vs. Tulsa, 11-30-16
REB	6 vs. Texas Tech, 12-3-16*
AST	4 vs. Navy, 11-26-16*
BLK	1 vs. Texas Tech, 12-3-16*
STL	2 vs. Texas Tech, 12-3-16*
MIN	23 vs. Navy, 11-26-15

*Most Recent

CAREER HIGHS

Points	11 vs. Texas Tech, 12-3-16
FGM	4 vs. Texas Tech, 12-3-16*
FGA	12 vs. Texas Tech, 12-3-16
3PM	2 vs. Texas Tech, 12-3-16*
3PA	4 vs. Tulsa, 11-30-16*
FTM	2 vs. Navy, 11-26-16
FTA	2 vs. Texas Tech, 12-3-16*
OREB	2 vs. Texas Tech, 12-3-16*
DREB	5 vs. Tulsa, 11-30-16
REB	6 vs. Texas Tech, 12-3-16*
AST	4 vs. Navy, 11-26-16*
BLK	1 vs. Texas Tech, 12-3-16*
STL	2 vs. Texas Tech, 12-3-16*
MIN	23 vs. Navy, 11-26-15

*Most Recent

MISCELLANEOUS

	2016-17	Career
10+ Pts	2	2
15+ Pts	-	-
20+ Pts	-	-
10+ Rebs	-	-
15+ Rebs	-	-
Double-Double	-	-
5+ Ast	-	-
Led AR in Pts	-	-
Led AR in Reb	-	-
GP/GS	5/-	5/-

HONORS

- TBA

16-17 GAME BY GAME

Opponent	Date	gs	min	Total		3-Pointers		Free throws		Rebounds				pf	a	t/o	blk	stl	pts	avg
				fg-fga	pct	3fg-fga	pct	ft-fa	pct	off	def	tot	avg							
SAM HOUSTON STATE	11/11/16		dnp	-	-	-	-	-	-	-	-	-	-	-	-	-	-	-	-	-
LA-MONROE	11/13/16		dnp	-	-	-	-	-	-	-	-	-	-	-	-	-	-	-	-	-
SOUTH DAKOTA	11/17/16		dnp	-	-	-	-	-	-	-	-	-	-	-	-	-	-	-	-	-
STETSON	11/21/16	7	1-4	.250	1-1	1.000	0-0	.000	1	2	3	3.0	0	2	0	0	0	3	3.0	
vs Memphis	11/25/16	20	4-9	.444	2-4	.500	0-0	.000	1	2	3	3.0	3	4	3	0	0	10	6.5	
vs NAVY	11/26/16	23	1-4	.250	1-3	.333	2-2	1.000	2	2	4	3.3	0	4	4	1	2	5	6.0	
at Tulsa	11/30/16	18	1-6	.167	0-4	.000	0-0	.000	1	5	6	4.0	3	0	2	0	0	2	5.0	
TEXAS TECH	12/03/16	18	4-12	.333	2-3	.667	1-2	.500	2	4	6	4.4	1	0	2	1	2	11	6.2	
Totals		0	86	11-35	.314	6-15	.400	3-4	.750	7	15	22	4.4	7	10	11	2	4	31	6.2

Games played: 5
Minutes/game: 17.2
Points/game: 6.2
FG Pct: 31.4
3FG Pct: 40.0
FT Pct: 75.0

Rebounds/game: 4.4
Assists/game: 2.0
Turnovers/game: 2.2
Assist/turnover ratio: 0.9
Steals/game: 0.8
Blocks/game: 0.4

WILSON'S CAREER STATISTICS

Season	gp-gs	min/avg	Total		3-Point		F-Throws		Rebounds				Scoring							
			fg-fga	pct	fg-fga	pct	ft-fa	pct	off	def	tot	avg	pf	fo	ast	to	blk	stl	pts	avg
2016-17	5-0	86/17.2	11-35	.314	6-15	.400	3-4	.750	7	15	22	4.4	7	0	10	11	2	4	31	6.2
TOTAL	5-0	86/17.2	11-35	.314	6-15	.400	3-4	.750	7	15	22	4.4	7	0	10	11	2	4	31	6.2

3

NOTES

- Opened 2016-17 as a starter
- Six games with 25+ minutes played
- Posted a career-best with 18 points against Stetson
- Five games with double digit scoring
- Two games with five or more assists



MALICA MONK

G | SO | 5-5 | N. LITTLE ROCK, ARK.

16-17 HIGHS

Points	18 vs. Stetson, 11-21-16
FGM	6 vs. Stetson, 11-21-16
FGA	14 vs. Texas Tech, 12-3-16
3PM	0
3PA	1 vs. Texas Tech, 12-3-16
FTM	6 vs. Stetson, 11-21-16
FTA	6 vs. Stetson, 11-21-16*
OREB	3 vs. ULM, 11-13-16
DREB	4 vs. Tulsa, 11-30-16
REB	5 vs. ULM, 11-13-16
AST	7 vs. Memphis, 11-25-16
BLK	1 vs. ULM, 11-13-16
STL	4 vs. Memphis, 11-25-16
MIN	36 vs. Texas Tech, 12-3-16*

CAREER HIGHS

Points	18 vs. Stetson, 11-21-16
FGM	6 vs. Stetson, 11-21-16
FGA	14 vs. Texas Tech, 12-3-16
3PM	0
3PA	1 vs. Texas Tech, 12-3-16
FTM	6 vs. Stetson, 11-21-16
FTA	6 vs. Stetson, 11-21-16*
OREB	3 vs. ULM, 11-13-16
DREB	4 vs. Tulsa, 11-30-16
REB	5 vs. ULM, 11-13-16
AST	7 vs. Memphis, 11-25-16
BLK	1 vs. ULM, 11-13-16
STL	4 vs. Memphis, 11-25-16
MIN	36 vs. Texas Tech, 12-3-16*

*Most Recent

16-17 GAME BY GAME

Opponent	Date	gs	min	Total		3-Pointers		Free throws		Rebounds				pf	a	t/o	blk	stl	pts	avg	
				fg-fga	pct	3fg-fga	pct	ft-fa	pct	off	def	tot	avg								
SAM HOUSTON STATE	11/11/16	*	27	5-7	.714	0-0	.000	2-2	1.000	0	2	2	2.0	2	3	1	0	2	12	12.0	
LA-MONROE	11/13/16	*	25	2-3	.667	0-0	.000	5-6	.833	3	2	5	3.5	1	2	1	1	3	9	10.5	
SOUTH DAKOTA	11/17/16	*	34	5-10	.500	0-0	.000	2-2	1.000	1	1	2	3.0	3	4	2	0	4	12	11.0	
STETSON	11/21/16	*	36	6-10	.600	0-1	.000	6-6	1.000	0	3	3	3.0	2	5	4	0	1	18	12.8	
vs Memphis	11/25/16	*	21	5-7	.714	0-1	.000	3-4	.750	2	1	3	3.0	1	7	2	0	4	13	12.8	
vs NAVY	11/26/16	*	22	2-2	1.000	0-0	.000	0-0	.000	0	0	0	2.5	5	1	2	0	0	4	11.3	
at Tulsa	11/30/16	*	34	2-6	.333	0-0	.000	2-2	1.000	0	4	4	2.7	3	4	2	0	1	6	10.6	
TEXAS TECH	12/03/16	*	36	5-14	.357	1-2	.500	0-1	.000	1	2	3	2.8	0	4	0	0	3	11	10.6	
Totals			8	235	32-59	.542	1-4	.250	20-23	.870	7	15	22	2.8	17	30	14	1	18	85	10.6

Games played: 8
 Minutes/game: 29.4
 Points/game: 10.6
 FG Pct: 54.2
 3FG Pct: 25.0
 FT Pct: 87.0

Rebounds/game: 2.8
 Assists/game: 3.8
 Turnovers/game: 1.8
 Assist/turnover ratio: 2.1
 Steals/game: 2.3
 Blocks/game: 0.1

MISCELLANEOUS

	2016-17	Career
10+ Pts	5	7
15+ Pts	1	2
20+ Pts	-	-
10+ Rebs	-	-
15+ Rebs	-	-
Double-Double	-	-
5+ Ast	2	4
Led AR in Pts	1	1
Led AR in Reb	-	-
GP/GS	8/8	35/13

HONORS

• TBA

MONK'S CAREER STATISTICS

Season	gp-gs	min/avg	Total		3-Point		F-Throws		Rebounds				Scoring							
			fg-fga	pct	fg-fga	pct	ft-fa	pct	off	def	tot	avg	pf	fo	ast	to	blk	stl	pts	avg
2015-16	27-5	461/17.1	48-136	.353	2-10	.200	12-19	.632	6	23	29	1.1	60	2	47	44	5	23	110	4.1
2016-17	8-8	235/29.4	32-59	.542	1-4	.250	20-23	.870	7	15	22	2.8	17	1	30	14	1	18	85	10.6
TOTAL	35-13	696/19.9	80-195	.410	3-14	.214	32-42	.762	13	38	51	1.5	77	3	77	58	6	41	195	5.6

4

NOTES

- Career-best 13 points against ULM
- Bettered that with career-best 16 points in win over Navy
- Five games with 20+ minutes this year
- Tied career-best with six rebounds versus ULM and again versus South Dakota
- Three double figure scoring games



KEIRYN SWENSON
F | SO | 6-1 | WICHITA, KAN.

16-17 HIGHS

Points	16 vs. Navy, 11-26-16
FGM	7 vs. Navy, 11-26-16
FGA	12 vs. Navy, 11-26-16
3PM	2 vs. Navy, 11-26-16*
3PA	3 vs. Navy, 11-26-16*
FTM	3 vs. Texas Tech, 12-3-16
FTA	4 vs. Texas Tech, 12-3-16
OREB	5 vs. South Dakota, 11-17-16
DREB	5 vs. Sam Houston St, 11-11-16
REB	6 vs. South Dakota, 11-17-16*
AST	1 vs. Texas Tech, 12-3-16*
BLK	1 vs. Texas Tech, 12-3-16*
STL	1 vs. Navy, 11-26-16*
MIN	34 vs. Navy, 11-26-16

CAREER HIGHS

Points	16 vs. Navy, 11-26-16
FGM	7 vs. Navy, 11-26-16
FGA	12 vs. Navy, 11-26-16
3PM	2 vs. Navy, 11-26-16*
3PA	3 vs. Navy, 11-26-16*
FTM	3 vs. Texas Tech, 12-3-16*
FTA	4 vs. Texas Tech, 12-3-16*
OREB	5 vs. South Dakota, 11-17-16*
DREB	6, New Orleans, 12-30-15
REB	6 vs. ULM, 11-13-16
AST	2, SELA, 11-13-15
BLK	1 vs. Texas Tech, 12-3-16*
STL	2, New Orleans, 12-30-15*
MIN	34 vs. Navy, 11-26-16

*Most Recent

16-17 GAME BY GAME

Opponent	Date	gs	min	Total		3-Pointers		Free throws		Rebounds				pf	a	t/o	blk	stl	pts	avg
				fg-fga	pct	3fg-fga	pct	ft-fa	pct	off	def	tot	avg							
SAM HOUSTON STATE	11/11/16		23	2-6	.333	1-3	.333	0-0	.000	0	5	5	5.0	3	1	2	0	1	5	5.0
LA-MONROE	11/13/16		23	5-7	.714	2-3	.667	1-1	1.000	2	4	6	5.5	0	1	0	1	1	13	9.0
SOUTH DAKOTA	11/17/16		18	1-3	.333	0-1	.000	1-2	.500	5	1	6	5.7	0	0	0	1	0	3	7.0
STETSON	11/21/16		20	3-5	.600	2-2	1.000	1-2	.500	1	1	2	4.8	2	0	1	0	1	9	7.5
vs Memphis	11/25/16		20	4-7	.571	1-2	.500	1-1	1.000	1	1	2	4.2	1	1	0	0	0	10	8.0
vs NAVY	11/26/16		34	7-12	.583	2-3	.667	0-0	.000	1	2	3	4.0	1	0	0	1	1	16	9.3
at Tulsa	11/30/16		12	0-2	.000	0-2	.000	0-0	.000	0	2	2	3.7	2	0	0	0	0	0	8.0
TEXAS TECH	12/03/16		18	2-3	.667	1-1	1.000	3-4	.750	1	4	5	3.9	0	1	1	1	0	8	8.0
Totals			0	168	24-45	.533	9-17	.529	7-10	.700	11	20	31	3.9	9	4	4	4	64	8.0

Games played: 8
Minutes/game: 21.0
Points/game: 8.0
FG Pct: 53.3
3FG Pct: 52.9
FT Pct: 70.0

Rebounds/game: 3.9
Assists/game: 0.5
Turnovers/game: 0.5
Assist/turnover ratio: 1.0
Steals/game: 0.5
Blocks/game: 0.5

MISCELLANEOUS

	2016-17	Career
10+ Pts	3	3
15+ Pts	1	1
20+ Pts	-	-
10+ Rebs	-	-
15+ Rebs	-	-
Double-Double	-	-
5+ Ast	-	-
Led AR in Pts	1	1
Led AR in Reb	-	1
GP/GS	8/0	37/1

HONORS

- SEC First-Year Academic Honor Roll ('16)
- Arkansas Academic Champion (4.00 GPA) (Fall 2015, Spring 2016)

SWENSON'S CAREER STATISTICS

Season	gp-gs	min/avg	Total		3-Point		F-Throws		Rebounds				Scoring							
			fg-fga	pct	fg-fga	pct	ft-fa	pct	off	def	tot	avg	pf	fo	ast	to	blk	stl	pts	avg
2015-16	29-1	373/12.9	27-84	.321	5-21	.238	19-27	.704	34	34	68	2.3	26	0	7	15	4	10	78	2.7
2016-17	8-0	168/21.0	24-45	.533	9-17	.529	7-10	.700	11	20	31	3.9	9	0	4	4	4	4	64	8.0
TOTAL	37-1	541/14.6	51-129	.395	14-38	.368	26-37	.703	45	54	99	2.7	35	0	11	19	8	14	142	3.8

10

NOTES

- Played in five games this year
- Career-best nine points in 14 minutes against ULM



KIARA WILLIAMS
F/C | FR | 6-1 | LITTLE ROCK, ARK.

16-17 HIGHS

Points	9 vs. ULM, 11-13-16
FGM	4 vs. ULM, 11-13-16
FGA	6 vs. ULM, 11-13-16
3PM	0
3PA	0
FTM	1 vs. Tulsa, 11-30-16*
FTA	4 vs. ULM, 11-13-16
OREB	2 vs. Memphis, 11-25-16*
DREB	4 vs. Memphis, 11-25-16
REB	6 vs. Memphis, 11-25-16
AST	0
BLK	0
STL	1 vs. SHSU, 11-11-16
MIN	14 vs. ULM, 11-13-16

CAREER HIGHS

Points	9 vs. ULM, 11-13-16
FGM	4 vs. ULM, 11-13-16
FGA	6 vs. ULM, 11-13-16
3PM	0
3PA	0
FTM	1 vs. Tulsa, 11-30-16*
FTA	4 vs. ULM, 11-13-16
OREB	2 vs. Memphis, 11-25-16*
DREB	4 vs. Memphis, 11-25-16
REB	6 vs. Memphis, 11-25-16
AST	0
BLK	0
STL	1 vs. SHSU, 11-11-16
MIN	14 vs. ULM, 11-13-16

16-17 GAME BY GAME

Opponent	Date	gs	min	Total		3-Pointers		Free throws		Rebounds				pf	a	t/o	blk	stl	pts	avg
				fg-fga	pct	3fg-fga	pct	ft-fa	pct	off	def	tot	avg							
SAM HOUSTON STATE	11/11/16	5		0-1	.000	0-0	.000	0-0	.000	0	1	1	1.0	0	0	1	0	1	0	0.0
LA-MONROE	11/13/16	14		4-6	.667	0-0	.000	1-4	.250	2	3	5	3.0	4	0	0	0	0	9	4.5
SOUTH DAKOTA	11/17/16	dnp		-	-	-	-	-	-	-	-	-	-	-	-	-	-	-	-	-
STETSON	11/21/16	0		0-0	.000	0-0	.000	0-0	.000	0	0	0	2.0	0	0	0	0	0	0	3.0
vs Memphis	11/25/16	8		3-4	.750	0-0	.000	0-0	.000	2	4	6	3.0	2	0	0	0	0	6	3.8
vs NAVY	11/26/16	dnp		-	-	-	-	-	-	-	-	-	-	-	-	-	-	-	-	-
at Tulsa	11/30/16	8		1-2	.500	0-0	.000	1-2	.500	1	2	3	3.0	0	0	0	0	0	3	3.6
TEXAS TECH	12/03/16	dnp		-	-	-	-	-	-	-	-	-	-	-	-	-	-	-	-	-
Totals		0	35	8-13	.615	0-0	.000	2-6	.333	5	10	15	3.0	6	0	1	0	1	18	3.6

Games played: 5
Minutes/game: 7.0
Points/game: 3.6
FG Pct: 61.5
FT Pct: 33.3

Rebounds/game: 3.0
Turnovers/game: 0.2
Steals/game: 0.2

*Most Recent

MISCELLANEOUS

	2016-17	Career
10+ Pts	-	-
15+ Pts	-	-
20+ Pts	-	-
10+ Rebs	-	-
15+ Rebs	-	-
Double-Double	-	-
5+ Ast	-	-
Led AR in Pts	-	-
Led AR in Reb	-	-
GP/GS	5/-	5/-

HONORS

• TBA

WILLIAMS' CAREER STATISTICS

Season	gp-gs	min/avg	Total		3-Point		F-Throws		Rebounds				Scoring							
			fg-fga	pct	fg-fga	pct	ft-fa	pct	off	def	tot	avg	pf	fo	ast	to	blk	stl	pts	avg
2016-17	5-0	35/7.0	8-13	.615	0-0	.000	2-6	.333	5	10	15	3.0	6	0	0	1	0	1	18	3.6
TOTAL	5-0	35/7.0	8-13	.615	0-0	.000	2-6	.333	5	10	15	3.0	6	0	0	1	0	1	18	3.6

12

NOTES

- Scored career-best 12 points in win over ULM
- Second consecutive game in double figures with 10 points against South Dakota
- Bettered career-best with 13 points in 14 minutes against Navy



BRIUNNA FREEMAN
G | SO | 5-9 | PELHAM, GA.

16-17 HIGHS

Points	13 vs. Navy, 11-26-16
FGM	5 vs. Navy, 11-26-16*
FGA	7 vs. ULM, 11-13-16
3PM	0
3PA	0
FTM	3 vs. Navy, 11-26-16
FTA	4 vs. Navy, 11-26-16
OREB	3 vs. ULM, 11-13-16
DREB	3 vs. Navy, 11-26-16
REB	4 vs. Navy, 11-26-16*
AST	1 vs. ULM, 11-13-16
BLK	1 vs. Navy, 11-26-16
STL	5 vs. South Dakota, 11-17-16
MIN	24 vs. ULM, 11-13-16

CAREER HIGHS

Points	13 vs. Navy, 11-26-16
FGM	5 vs. Navy, 11-26-16*
FGA	9, at Butler, 12-13-15
3PM	0
3PA	0
FTM	3 vs. Navy, 11-26-16*
FTA	4 vs. Navy, 11-26-16*
OREB	4, at Butler, 12-13-15
DREB	4, at Butler, 12-13-15
REB	8, at Butler, 12-13-15
AST	2, MVSU, 12-28-15*
BLK	1 vs. Navy, 11-26-16*
STL	5 vs. Navy, 11-26-16
MIN	29, at Butler, 12-13-15

*Most Recent

16-17 GAME BY GAME

Opponent	Date	gs	min	Total		3-Pointers		Free throws		Rebounds				pf	a	t/o	blk	stl	pts	avg
				fg-fga	pct	3fg-fga	pct	ft-fa	pct	off	def	tot	avg							
SAM HOUSTON STATE	11/11/16		9	2-3	.667	0-0	.000	2-2	1.000	2	1	3	3.0	2	0	0	0	1	6	6.0
LA-MONROE	11/13/16		22	5-7	.714	0-0	.000	2-2	1.000	3	1	4	3.5	3	1	1	0	1	12	9.0
SOUTH DAKOTA	11/17/16		24	4-7	.571	0-0	.000	2-4	.500	0	1	1	2.7	2	0	2	0	5	10	9.3
STETSON	11/21/16	dnp	-	-	-	-	-	-	-	-	-	-	-	-	-	-	-	-	-	-
vs Memphis	11/25/16	dnp	-	-	-	-	-	-	-	-	-	-	-	-	-	-	-	-	-	-
vs NAVY	11/26/16		14	5-5	1.000	0-0	.000	3-4	.750	1	3	4	3.0	1	0	2	1	1	13	10.3
at Tulsa	11/30/16		3	0-1	.000	0-0	.000	0-2	.000	1	0	1	2.6	0	0	1	0	0	0	8.2
Totals		0	72	16-23	.696	0-0	.000	9-14	.643	7	6	13	2.6	8	1	6	1	8	41	8.2

Games played: 5
Minutes/game: 14.4
Points/game: 8.2
FG Pct: 69.6
FT Pct: 64.3

Rebounds/game: 2.6
Assists/game: 0.2
Turnovers/game: 1.2
Assist/turnover ratio: 0.2
Steals/game: 1.6
Blocks/game: 0.2

MISCELLANEOUS

	2016-17	Career
10+ Pts	3	3
15+ Pts	-	-
20+ Pts	-	-
10+ Rebs	-	-
15+ Rebs	-	-
Double-Double	-	-
5+ Ast	-	-
Led AR in Pts	1	1
Led AR in Reb	-	2
GP/GS	5/0	34/3

HONORS

- Arkansas Academic Honor Roll (3.0-3.49 GPA) (Spring 2016)

FREEMAN'S CAREER STATISTICS

Season	gp-gs	min/avg	Total		3-Point		F-Throws		Rebounds				Scoring							
			fg-fga	pct	fg-fga	pct	ft-fa	pct	off	def	tot	avg	pf	fo	ast	to	blk	stl	pts	avg
2015-16	29-3	273/9.4	21-70	.300	0-0	.000	5-15	.333	32	28	60	2.1	46	1	13	21	2	13	47	1.6
2016-17	5-0	72/14.4	16-23	.696	0-0	.000	9-14	.643	7	6	13	2.6	8	0	1	6	1	8	41	8.2
TOTAL	34-3	345/10.1	37-93	.398	0-0	.000	14-29	.483	39	34	73	2.1	54	1	14	27	3	21	88	2.6

14

NOTES

- Member of the SEC Women's Basketball Leadership Council
- Played and started all games as a true freshman
- Scored a career-best 10 points in come-from-behind win over 2016 WNIT Champion South Dakota
- Bettered her career-best with 11 points versus Stetson for back-to-back games in double digits
- **SEC Freshman of the Week** honors Nov. 29 recording 18 points, nine rebounds and seven assists in two games



JAILYN MASON
PG | FR | 5-9 | MASON, OHIO

16-17 HIGHS

Points	11 vs. Stetson, 11-21-16
FGM	5 vs. Stetson, 11-21-16
FGA	10 vs. Stetson, 11-21-16
3PM	2 vs. S Dakota, 11-17-16
3PA	3 vs. S Dakota, 11-17-16
FTM	2 vs. S Dakota, 11-17-16
FTA	2 vs. Texas Tech, 12-3-16*
OREB	4 vs. Texas Tech, 12-3-16
DREB	5 vs. Texas Tech, 12-3-16*
REB	9 vs. Texas Tech, 12-3-16
AST	5 vs. Navy, 11-26-16*
BLK	0
STL	3
MIN	36 vs. SHSU, 11-11-16

* Most Recent

CAREER HIGHS

Points	11 vs. Stetson, 11-21-16
FGM	5 vs. Stetson, 11-21-16
FGA	10 vs. Stetson, 11-21-16
3PM	2 vs. S Dakota, 11-17-16
3PA	3 vs. S Dakota, 11-17-16
FTM	2 vs. S Dakota, 11-17-16
FTA	2 vs. Texas Tech, 12-3-16*
OREB	4 vs. Texas Tech, 12-3-16
DREB	5 vs. Texas Tech, 12-3-16*
REB	9 vs. Texas Tech, 12-3-16
AST	5 vs. Navy, 11-26-16*
BLK	0
STL	3
MIN	36 vs. SHSU, 11-11-16

* Most Recent

MISCELLANEOUS

	2016-17	Career
10+ Pts	2	2
15+ Pts	-	-
20+ Pts	-	-
10+ Rebs	-	-
15+ Rebs	-	-
Double-Double	-	-
5+ Ast	2	2
Led AR in Pts	-	-
Led AR in Reb	-	-
GP/GS	8/8	8/8

HONORS

- SEC Freshman of the Week (Nov. 29)

16-17 GAME BY GAME

Opponent	Date	gs	min	Total		3-Pointers		Free throws		Rebounds				pf	a	t/o	blk	stl	pts	avg	
				fg-fga	pct	3fg-fga	pct	ft-fa	pct	off	def	tot	avg								
SAM HOUSTON STATE	11/11/16	*	36	2-9	.222	1-2	.500	0-0	.000	0	4	4	4.0	1	5	2	0	3	5	5.0	
LA-MONROE	11/13/16	*	18	2-4	.500	0-1	.000	0-0	.000	0	0	0	2.0	4	2	1	0	0	4	4.5	
SOUTH DAKOTA	11/17/16	*	30	3-7	.429	2-3	.667	2-2	1.000	0	2	2	2.0	1	2	0	0	1	10	6.3	
STETSON	11/21/16	*	31	5-10	.500	1-1	1.000	0-1	.000	1	5	6	3.0	1	2	0	0	0	11	7.5	
vs Memphis	11/25/16	*	25	4-7	.571	1-1	1.000	0-0	.000	1	3	4	3.2	3	2	3	0	0	9	7.8	
vs NAVY	11/26/16	*	28	4-7	.571	1-2	.500	0-0	.000	0	5	5	3.5	4	5	1	0	0	9	8.0	
at Tulsa	11/30/16	*	26	4-8	.500	0-0	.000	0-0	.000	1	5	6	3.9	3	2	2	0	0	8	8.0	
TEXAS TECH	12/03/16	*	31	4-8	.500	0-0	.000	1-2	.500	4	5	9	4.5	1	3	1	0	0	9	8.1	
Totals			8	225	28-60	.467	6-10	.600	3-5	.600	7	29	36	4.5	18	23	10	0	4	65	8.1

Games played: 8
Minutes/game: 28.1
Points/game: 8.1
FG Pct: 46.7
3FG Pct: 60.0
FT Pct: 60.0

Rebounds/game: 4.5
Assists/game: 2.9
Turnovers/game: 1.3
Assist/turnover ratio: 2.3
Steals/game: 0.5

MASON'S CAREER STATISTICS

Season	gp-gs	min/avg	Total		3-Point		F-Throws		Rebounds				Scoring							
			fg-fga	pct	fg-fga	pct	ft-fa	pct	off	def	tot	avg	pf	fo	ast	to	blk	stl	pts	avg
2016-17	8-8	225/28.1	28-60	.467	6-10	.600	3-5	.600	7	29	36	4.5	18	0	23	10	0	4	65	8.1
TOTAL	8-8	225/28.1	28-60	.467	6-10	.600	3-5	.600	7	29	36	4.5	18	0	23	10	0	4	65	8.1

20

NOTES

- Played limited minutes in all games



SYDNEY STOUT
F | FR | 6-0 | BIXBY, OKLA.

16-17 HIGHS

Points	0
FGM	1 vs. Memphis, 11-25-16
FGA	2 vs. ULM, 11-13-16
3PM	1 vs. Memphis, 11-25-16
3PA	2 vs. ULM, 11-13-16
FTM	0
FTA	0
OREB	0
DREB	1 vs. Memphis, 11-25-16
REB	1 vs. Memphis, 11-25-16
AST	0
BLK	1 vs. ULM, 11-13-16
STL	0
MIN	6 vs. ULM, 11-13-16

* Most Recent

CAREER HIGHS

Points	0
FGM	1 vs. Memphis, 11-25-16
FGA	2 vs. ULM, 11-13-16
3PM	1 vs. Memphis, 11-25-16
3PA	2 vs. ULM, 11-13-16
FTM	0
FTA	0
OREB	0
DREB	1 vs. Memphis, 11-25-16
REB	1 vs. Memphis, 11-25-16
AST	0
BLK	1 vs. ULM, 11-13-16
STL	0
MIN	6 vs. ULM, 11-13-16

* Most Recent

MISCELLANEOUS

	2016-17	Career
10+ Pts	-	-
15+ Pts	-	-
20+ Pts	-	-
10+ Rebs	-	-
15+ Rebs	-	-
Double-Double	-	-
5+ Ast	-	-
Led AR in Pts	-	-
Led AR in Reb	-	-
GP/GS	3/-	3/-

HONORS

- TBA

16-17 GAME BY GAME

Opponent	Date	gs	min	Total		3-Pointers		Free throws		Rebounds				pf	a	t/o	blk	stl	pts	avg	
				fg-fga	pct	3fg-fga	pct	ft-fa	pct	off	def	tot	avg								
SAM HOUSTON STATE	11/11/16		3	0-0	.000	0-0	.000	0-0	.000	0	0	0	0.0	0	0	0	0	0	0	0.0	
LA-MONROE	11/13/16		6	0-2	.000	0-2	.000	0-0	.000	0	0	0	0.0	1	0	0	1	0	0	0.0	
SOUTH DAKOTA	11/17/16		dnp	-	-	-	-	-	-	-	-	-	-	-	-	-	-	-	-	-	
STETSON	11/21/16		dnp	-	-	-	-	-	-	-	-	-	-	-	-	-	-	-	-	-	
vs Memphis	11/25/16		4	1-1	1.000	1-1	1.000	0-0	.000	0	1	1	0.3	2	0	0	0	0	3	1.0	
vs NAVY	11/26/16		dnp	-	-	-	-	-	-	-	-	-	-	-	-	-	-	-	-	-	
at Tulsa	11/30/16		dnp	-	-	-	-	-	-	-	-	-	-	-	-	-	-	-	-	-	
TEXAS TECH	12/03/16		dnp	-	-	-	-	-	-	-	-	-	-	-	-	-	-	-	-	-	
Totals			0	13	1-3	.333	1-3	.333	0-0	.000	0	1	1	0.3	3	0	0	1	0	3	1.0

Games played: 3
Minutes/game: 4.3
Points/game: 1.0
FG Pct: 33.3
3FG Pct: 33.3

Rebounds/game: 0.3
Blocks/game: 0.3

STOUT'S CAREER STATISTICS

Season	gp-gs	min/avg	Total		3-Point		F-Throws		Rebounds				Scoring							
			fg-fga	pct	fg-fga	pct	ft-fa	pct	off	def	tot	avg	pf	fo	ast	to	blk	stl	pts	avg
2016-17	3-0	13/4.3	1-3	.333	1-3	.333	0-0	.000	0	1	1	0.3	3	0	0	0	1	0	3	1.0
TOTAL	3-0	13/4.3	1-3	.333	1-3	.333	0-0	.000	0	1	1	0.3	3	0	0	0	1	0	3	1.0

21

NOTES

- Missed first game with a family emergency



DEVIN COSPER
G | SR | 5-10 | COFFEYVILLE, KAN.

16-17 HIGHS

Points	8 vs. Memphis, 11-25-16
FGM	4 vs. Memphis, 11-25-16
FGA	7 vs. Memphis, 11-25-16
3PM	0 vs. ULM, 11-13-16
3PA	2 vs. Memphis, 11-25-16*
FTM	2 vs. ULM, 11-13-16
FTA	2 vs. Tulsa, 11-30-16*
OREB	0 vs. ULM, 11-13-16
DREB	5 vs. Texas Tech, 12-3-16
REB	5 vs. Texas Tech, 12-3-16
AST	5 vs. ULM, 11-13-16
BLK	1 vs. ULM, 11-13-16
STL	4 vs. ULM, 11-13-16
MIN	18 vs. ULM, 11-13-16

CAREER HIGHS

Points	17, No. 23 Tenn., 2-4-16*
	17, at Auburn, 1-24-16 OT
FGM	7, MVSU, 12-28-15
FGA	17, at Butler, 12-13-15
	19, at Auburn, 1-24-16 OT
3PM	3, #5/6 Texas, 12-20-15
3PA	9, at Butler, 12-13-15
	9, at Auburn, 1-24-16 OT*
FTM	7, New Orleans, 12-30-15
FTA	8, New Orleans, 12-30-15
OREB	2, MVSU, 12-28-15*
DREB	5 vs. Texas Tech, 12-3-16*
REB	8, at Auburn, 1-24-16 OT
	6, ORU, 12-10-15
	9, at Auburn, 1-24-16 OT
AST	5, vs. Vanderbilt, 2-8-16
BLK	3, MVSU, 12-28-15
STL	3, at Georgia, 2-26-16*
MIN	37, at Butler, 12-13-15
	42, at Auburn, 1-24-16 OT

*Most Recent

16-17 GAME BY GAME

Opponent	Date	gs	min	Total		3-Pointers		Free throws		Rebounds				pf	a	t/o	blk	stl	pts	avg
				fg-fga	pct	3fg-fga	pct	ft-fa	pct	off	def	tot	avg							
SAM HOUSTON STATE	11/11/16	dnp	-	-	-	-	-	-	-	-	-	-	-	-	-	-	-	-	-	-
LA-MONROE	11/13/16	18	2-5	.400	0-2	.000	2-2	1.000	0	1	1	1.0	0	5	0	1	4	6	6.0	
SOUTH DAKOTA	11/17/16	6	0-1	.000	0-0	.000	0-0	.000	0	2	2	1.5	0	0	0	0	0	0	3.0	
STETSON	11/21/16	9	0-2	.000	0-2	.000	0-0	.000	0	0	0	1.0	0	1	0	0	0	0	2.0	
vs Memphis	11/25/16	17	4-7	.571	0-3	.000	0-0	.000	0	2	2	1.3	4	2	1	0	0	8	3.5	
vs NAVY	11/26/16	15	1-4	.250	0-2	.000	0-0	.000	0	2	2	1.4	0	3	0	0	2	2	3.2	
at Tulsa	11/30/16	9	0-3	.000	0-1	.000	1-2	.500	1	1	2	1.5	1	0	1	0	0	1	2.8	
TEXAS TECH	12/03/16	11	1-4	.250	0-1	.000	0-0	.000	0	5	5	2.0	0	4	0	0	0	2	2.7	
Totals		0	85	8-26	.308	0-11	.000	3-4	.750	1	13	14	2.0	5	15	2	1	6	19	2.7

Games played: 7
Minutes/game: 12.1
Points/game: 2.7
FG Pct: 30.8
3FG Pct: 0.0
FT Pct: 75.0

Rebounds/game: 2.0
Assists/game: 2.1
Turnovers/game: 0.3
Assist/turnover ratio: 7.5
Steals/game: 0.9
Blocks/game: 0.1

MISCELLANEOUS

	2016-17	Career
10+ Pts	-	15
15+ Pts	-	5
20+ Pts	-	1
10+ Rebs	-	-
15+ Rebs	-	-
Double-Double	-	-
5+ Ast	1	2
Led AR in Pts	-	2
Led AR in Reb	-	-
GP/GS	7/0	37/25

HONORS

- SEC First-Year Academic Honor Roll ('16)
- Arkansas Academic Honor Roll (3.0-3.49 GPA) (Fall 2015, Spring 2016)

COSPER'S CAREER STATISTICS

Season	gp-gs	min/avg	Total		3-Point		F-Throws		Rebounds				Scoring							
			fg-fga	pct	fg-fga	pct	ft-fa	pct	off	def	tot	avg	pf	fo	ast	to	blk	stl	pts	avg
2015-16	30-25	792/26.4	97-293	.331	25-104	.240	50-72	.694	16	83	99	3.3	57	0	42	74	5	34	269	9.0
2016-17	7-0	85/12.1	8-26	.308	0-11	.000	3-4	.750	1	13	14	2.0	5	0	15	2	1	6	19	2.7
TOTAL	37-25	877/23.7	105-319	.329	25-115	.217	53-76	.697	17	96	113	3.1	62	0	57	76	6	40	288	7.8

22

NOTES

- Played and started all games this season
- Nine points against Sam Houston State is a career best
- Improved her career-best with 11 points on 4-for-6 shooting at Tulsa



BAILEY ZIMMERMAN
G/F | SO | 6-0 | ST. VINCENT, ARK.

16-17 HIGHS

Points	11 vs. Tulsa, 11-30-16
FGM	4 vs. Tulsa, 11-30-16
FGA	6 vs. Tulsa, 11-30-16*
3PM	2 vs. Tulsa, 11-30-16*
3PA	5 vs. SHSU, 11-11-16
FTM	1 vs. Tulsa, 11-30-16*
FTA	2 vs. South Dakota, 11-17-16*
OREB	2 vs. ULM, 11-13-16*
DREB	5 vs. Navy, 11-26-16*
REB	7 vs. Navy, 11-26-16*
AST	3 vs. Navy, 11-26-16*
BLK	1 vs. Texas Tech, 12-3-16
STL	2 vs. Memphis, 11-25-16
MIN	32 vs. SHSU, 11-11-16

* Most Recent

CAREER HIGHS

Points	11 vs. Tulsa, 11-30-16
FGM	4 vs. Tulsa, 11-30-16
FGA	9 at Butler, 12-13-15
3PM	2 vs. Tulsa, 11-30-16*
3PA	7, at Butler, 12-13-15
FTM	2 vs. South Dakota, 11-17-16*
FTA	2 vs. Tulsa, 11-30-16*
OREB	3 at Butler, 12-13-15*
DREB	5 vs. Navy, 11-26-16*
REB	7 vs. Navy, 11-26-16*
AST	3 vs. Navy, 11-26-16*
BLK	1 vs. Texas Tech, 12-3-16*
STL	2 vs. Memphis, 11-25-16
MIN	32 vs. SHSU, 11-11-16

*Most Recent

MISCELLANEOUS

	2016-17	Career
10+ Pts	-	-
15+ Pts	-	-
20+ Pts	-	-
10+ Rebs	-	-
15+ Rebs	-	-
Double-Double	-	-
5+ Ast	-	-
Led AR in Pts	-	-
Led AR in Reb	-	-
GP/GS	8/8	28/9

HONORS

- Arkansas Athletic Director's List (3.5-3.99 GPA) (Fall 2015)

16-17 GAME BY GAME

Opponent	Date	gs	min	Total		3-Pointers		Free throws		Rebounds				pf	a	t/o	blk	stl	pts	avg	
				fg-fga	pct	3fg-fga	pct	ft-fa	pct	off	def	tot	avg								
SAM HOUSTON STATE	11/11/16	*	32	3-6	.500	2-5	.400	1-2	.500	2	3	5	5.0	1	3	1	0	1	9	9.0	
LA-MONROE	11/13/16	*	18	1-7	.143	0-3	.000	1-2	.500	2	5	7	6.0	0	2	0	0	1	3	6.0	
SOUTH DAKOTA	11/17/16	*	15	2-4	.500	2-3	.667	1-2	.500	2	2	4	5.3	3	1	0	0	0	7	6.3	
STETSON	11/21/16	*	24	2-4	.500	1-3	.333	0-0	.000	0	4	4	5.0	1	1	2	0	0	5	6.0	
vs Memphis	11/25/16	*	22	1-4	.250	1-4	.250	0-0	.000	0	3	3	4.6	2	2	2	0	2	3	5.4	
vs NAVY	11/26/16	*	13	0-1	.000	0-1	.000	0-0	.000	1	6	7	5.0	2	3	1	0	1	0	4.5	
at Tulsa	11/30/16	*	30	4-6	.667	2-3	.667	1-1	1.000	1	3	4	4.9	1	0	2	0	1	11	5.4	
TEXAS TECH	12/03/16	*	24	2-6	.333	1-3	.333	0-0	.000	1	3	4	4.8	2	0	1	1	0	5	5.4	
Totals			8	178	15-38	.395	9-25	.360	4-7	.571	9	29	38	4.8	12	12	9	1	6	43	5.4

Games played: 8
Minutes/game: 22.3
Points/game: 5.4
FG Pct: 39.5
3FG Pct: 36.0
FT Pct: 57.1

Rebounds/game: 4.8
Assists/game: 1.5
Turnovers/game: 1.1
Assist/turnover ratio: 1.3
Steals/game: 0.8
Blocks/game: 0.1


ZIMMERMAN'S CAREER STATISTICS

Season	gp-gs	min/avg	Total		3-Point		F-Throws		Rebounds				Scoring							
			fg-fga	pct	fg-fga	pct	ft-fa	pct	off	def	tot	avg	pf	fo	ast	to	blk	stl	pts	avg
2015-16	20-1	174/8.7	6-48	.125	4-33	.121	7-12	.583	12	9	21	1.1	9	0	4	15	2	4	23	1.2
2016-17	8-8	178/22.3	15-38	.395	9-25	.360	4-7	.571	9	29	38	4.8	12	0	12	9	1	6	43	5.4
TOTAL	28-9	352/12.6	21-86	.244	13-58	.224	11-19	.579	21	38	59	2.1	21	0	16	24	3	10	66	2.4

35

NOTES

- Three games in double figure scoring to start the season
- Four games with double digit points
- First double double of the season with 10 points and 11 rebounds against Memphis
- Selected to the Nugget Classic All-Tournament Team
- Two games with four blocks (SHSU, Tulsa)



ALECIA COOLEY
C | SR | 6-4 | EVANSTON, ILL.

16-17 HIGHS

Points	13 vs. ULM, 11-13-16
FGM	5 vs. South Dakota, 11-17-16
FGA	8 vs. South Dakota, 11-17-16*
3PM	0
3PA	0
FTM	7 vs. ULM, 11-13-16
FTA	12 vs. ULM, 11-13-16
OREB	3 vs. Texas Tech, 12-3-16*
DREB	8 vs. Memphis, 11-25-16
REB	10 vs. Memphis, 11-25-16
AST	3 vs. Stetson, 11-21-16
BLK	4 vs. Tulsa, 11-30-16*
STL	1 vs. Texas Tech, 12-3-16*
MIN	31 vs. Texas Tech, 12-3-16*

*Most Recent

CAREER HIGHS

Points	19, ORU, 12-10-15
FGM	8, ORU, 12-10-15
FGA	10, ORU, 12-10-15
	10, vs. Florida, 1-28-16 OT
FTM	7 vs. ULM, 11-13-16
FTA	12 vs. ULM, 11-13-16
OREB	7, #24 Missouri, 1-17-16
DREB	8 vs. Memphis, 11-25-16
REB	10 vs. Memphis, 11-25-16*
	10, vs. Florida, 1-28-16 OT
AST	3 vs. Stetson, 11-21-16
BLK	4 at Tulsa, 11-30-16*
STL	1 vs. Texas Tech, 12-3-16*
	2, at Auburn, 1-24-16 OT
MIN	33, ORU, 12-10-15
	39, at Auburn, 1-24-16 OT

*Most Recent

MISCELLANEOUS

	2016-17	Career
10+ Pts	4	11
15+ Pts	-	2
20+ Pts	-	-
10+ Rebs	1	5
15+ Rebs	-	-
Double-Double	1	4
5+ Ast	-	-
Led AR in Pts	1	4
Led AR in Reb	3	8
GP/GS	8/8	38/36

HONORS

- Arkansas Academic Honor Roll (3.0-3.49 GPA) (Spring 2016)
- Nugget Classic All-Tournament Team

16-17 GAME BY GAME

Opponent	Date	gs	min	Total		3-Pointers		Free throws		Rebounds				pf	a	t/o	blk	stl	pts	avg	
				fg-fga	pct	3fg-fga	pct	ft-fa	pct	off	def	tot	avg								
SAM HOUSTON STATE	11/11/16	*	26	4-8	.500	0-0	.000	4-6	.667	2	3	5	5.0	0	0	2	4	1	12	12.0	
LA-MONROE	11/13/16	*	18	3-5	.600	0-0	.000	7-12	.583	1	5	6	5.5	1	2	1	1	0	13	12.5	
SOUTH DAKOTA	11/17/16	*	31	5-8	.625	0-0	.000	2-2	1.000	1	2	3	4.7	3	1	2	1	0	12	12.3	
STETSON	11/21/16	*	24	1-3	.333	0-0	.000	5-6	.833	3	6	9	5.8	3	3	4	0	1	7	11.0	
vs Memphis	11/25/16	*	26	4-6	.667	0-0	.000	2-2	1.000	3	8	11	6.8	1	2	2	0	0	10	10.8	
vs NAVY	11/26/16	*	18	2-4	.500	0-0	.000	0-0	.000	3	4	7	6.8	0	1	4	0	1	4	9.7	
at Tulsa	11/30/16	*	24	1-6	.167	0-0	.000	2-2	1.000	1	5	6	6.7	0	0	0	4	0	4	8.9	
TEXAS TECH	12/03/16	*	31	3-11	.273	0-0	.000	0-0	.000	3	4	7	6.8	2	0	3	1	1	6	8.5	
Totals			8	198	23-51	.451	0-0	.000	22-30	.733	17	37	54	6.8	10	9	18	11	4	68	8.5

Games played: 8
Minutes/game: 24.8
Points/game: 8.5
FG Pct: 45.1
FT Pct: 73.3

Rebounds/game: 6.8
Assists/game: 1.1
Turnovers/game: 2.3
Assist/turnover ratio: 0.5
Steals/game: 0.5
Blocks/game: 1.4

COOLEY'S CAREER STATISTICS

Season	gp-gs	min/avg	Total		3-Point		F-Throws		Rebounds				Scoring							
			fg-fga	pct	fg-fga	pct	ft-fa	pct	off	def	tot	avg	pf	fo	ast	to	blk	stl	pts	avg
2015-16	30-28	699/23.3	74-148	.500	0-0	.000	48-63	.762	50	95	145	4.8	49	2	16	34	11	11	196	6.5
2016-17	8-8	198/24.8	23-51	.451	0-0	.000	22-30	.733	17	37	54	6.8	10	0	9	18	11	4	68	8.5
TOTAL	38-36	897/23.6	97-199	.487	0-0	.000	70-93	.753	67	132	199	5.2	59	2	25	52	22	15	264	6.9

42

NOTES

- TBA



YASMEEN RATLIFF
C | FR | 6-5 | ALPHARETTA, GA.

16-17 HIGHS

- Points
- FGM
- FGA
- 3PM
- 3PA
- FTM
- FTA
- OREB
- DREB
- REB
- AST
- BLK
- STL
- MIN

*Most Recent

CAREER HIGHS

- Points
- FGM
- FGA
- 3PM
- 3PA
- FTM
- FTA
- OREB
- DREB
- REB
- AST
- BLK
- STL
- MIN

*Most Recent

MISCELLANEOUS

	2016-17	Career
10+ Pts	-	-
15+ Pts	-	-
20+ Pts	-	-
10+ Rebs	-	-
15+ Rebs	-	-
Double-Double	-	-
5+ Ast	-	-
Led AR in Pts	-	-
Led AR in Reb	-	-
GP/GS	-	-

HONORS

- TBA

16-17 GAME BY GAME

RATLIFF'S CAREER STATISTICS



00

JESSICA JACKSON
6-3 | F | SR | Jacksonville, Ark.



2

AALIYAH WILSON
5-10 | G/F | FR | Muskogee, Okla.



3

MALICA MONK
5-5 | G | SO | N. Little Rock, Ark.



4

KEIRYN SWENSON
6-1 | G/F | SO | Wichita, Kan.



10

KIARA WILLIAMS
6-1 | F/C | FR | Little Rock, Ark.



12

BRIUNNA FREEMAN
5-9 | G | SO | Pelham, Ga.



14

JAILYN MASON
5-9 | PG | FR | Mason, Ohio




20

SYDNEY STOUT
6-0 | F | FR | Bixby, Okla.



21

DEVIN COSPER
5-10 | G | JR | Coffeyville, Kan.



22

BAILEY ZIMMERMAN
6-0 | G/F | SO | St. Vincent, Ark.



35

ALECIA COOLEY
6-4 | C | SR | Evanston, Ill.



42

YASMEEN RATLIFF
6-5 | C | FR | Alpharetta, Ga.



HC

JIMMY DYKES
Arkansas, 1985 | 3rd Season



AC

TARI CUMMINGS
Oklahoma State, 2003 | 6th Season



AC

TOMMY DEFFENBAUGH
Drury College, 1985 | 2nd Season



AC

CHENEL HARRIS
Kent State, 2010 | 1st Season